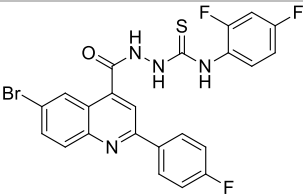
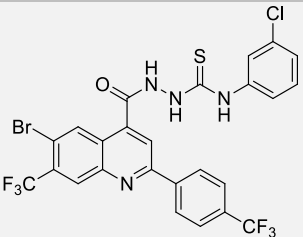
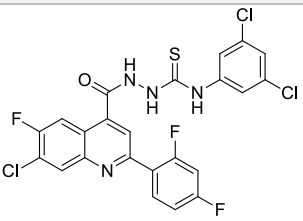
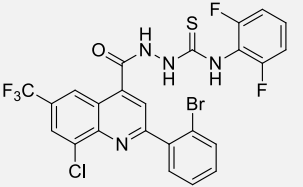
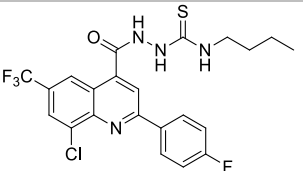
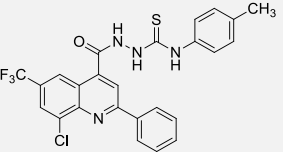
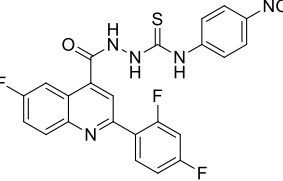
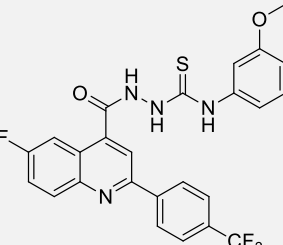
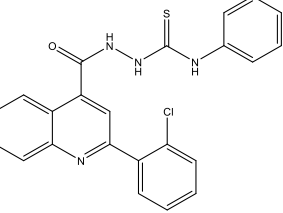
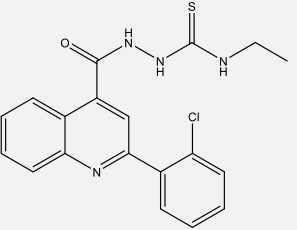
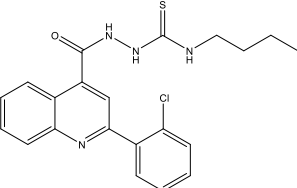
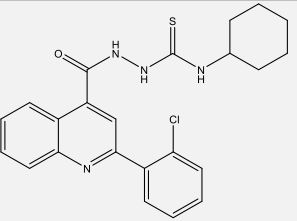
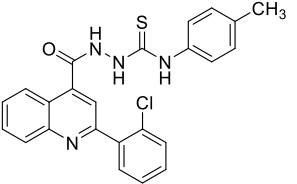
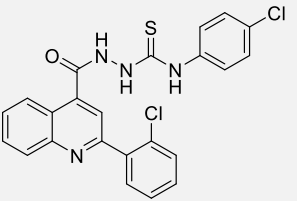
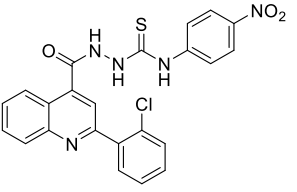
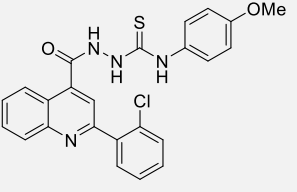
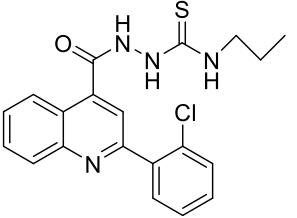
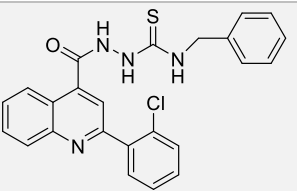
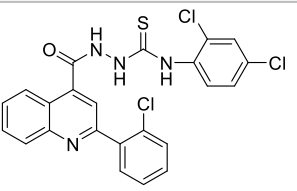


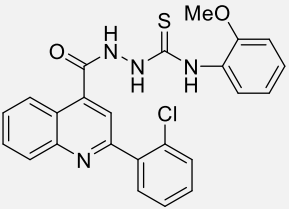
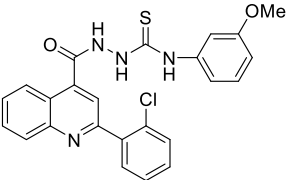
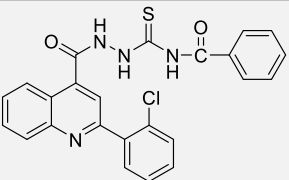
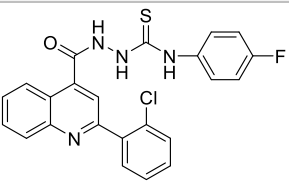
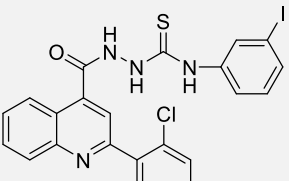
Sr. No.	Prod. Code	Chemical Structure	Antibacterial μg/mL				Antifungal μg/mL			Anti malarial IC50	Anti tubercul osis	MDR-TB <sup>d</sup> MIC μg/mL	Journal , Year, Vol.
			E. c	P. a	S. a	S. p	C. a	A. n	A. c	pf	H37Rv		
1.	DBP-HDP-01		250	250	100	125	>1000	200	1000	1.21	100	-	JOURNAL OF HETEROCYCLIC CHEMISTRY-2019
2.	DBP-HDP-02		100	250	25	125	>1000	250	1000	1.93	50	-	
3.	DBP-HDP-03		125	125	250	250	500	>1000	>1000	2.01	250	-	
4.	DBP-HDP-04		62.5	250	100	50	1000	>1000	>1000	0.19	62.5	-	

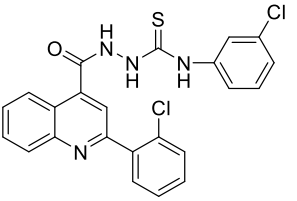
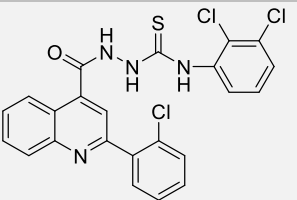
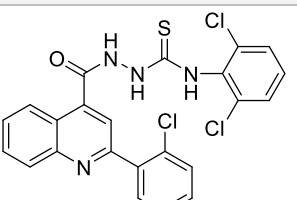
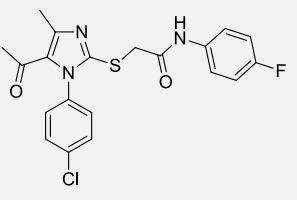
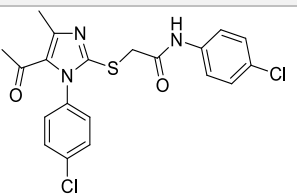
Sr. No.	Prod. Code	Chemical Structure	Antibacterial μg/mL				Antifungal μg/mL			Anti malarial IC50	Anti tubercul osis	MDR-TB <sup>d</sup> MIC μg/mL	Journal , Year, Vol.
			E. c	P. a	S. a	S. p	C. a	A. n	A. c	pf	H37Rv		
5.	DBP-HDP-05		250	125	250	500	1000	>1000	>1000	0.67	100	-	
6.	DBP-HDP-06		250	100	250	250	250	500	500	1.20	250	-	
7.	DBP-HDP-07		100	125	62.5	125	250	>1000	>1000	0.17	100	-	
8.	DBP-HDP-08		500	500	125	125	>1000	>1000	>1000	0.36	100	-	
9.	DBP-HDP-09		250	125	250	250	500	1000	1000	1.08	250	-	

Sr. No.	Prod. Code	Chemical Structure	Antibacterial $\mu\text{g/mL}$				Antifungal $\mu\text{g/mL}$			Anti malarial IC50	Anti tubercul osis	MDR-TB <sup>d</sup> MIC $\mu\text{g/mL}$	Journal , Year, Vol.
			E. c	P. a	S. a	S. p	C. a	A. n	A. c				
10.	DBP-HDP-10		100	62.5	250	100	100	1000	>1000	0.72	62.5	-	JOURNAL OF HETEROCYCLIC CHEMISTRY-2018
11.	DBP-HDP-11		250	125	500	250	250	500	500	0.10	50	-	
12.	DBP-HDP-12		62.5	100	500	100	500	500	500	0.28	50	-	
13.	DBP-HDP-13		250	100	125	250	200	500	500	1.01	250	-	

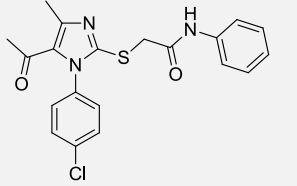
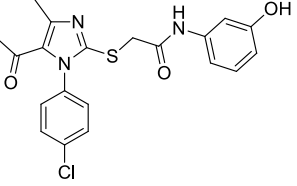
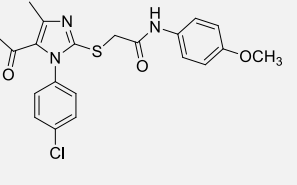
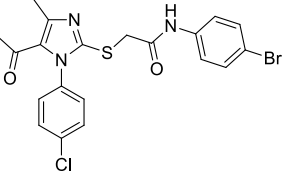
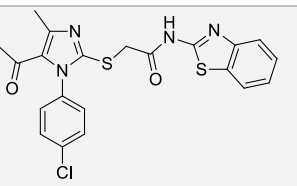
Sr. No.	Prod. Code	Chemical Structure	Antibacterial μg/mL				Antifungal μg/mL			Anti malarial IC50	Anti tubercul osis	MDR-TB <sup>d</sup> MIC μg/mL	Journal , Year, Vol.
			E. c	P. a	S. a	S. p	C. a	A. n	A. c	pf	H37Rv		
14.	DBP-HDP-14		125	100	500	250	500	1000	1000	1.06	125	-	
15.	DBP-HDP-15		200	500	125	100	250	>1000	>1000	0.78	250	-	
16.	DBP-HDP-16		125	125	100	125	1000	>1000	>1000	0.11	500	-	
17.	DBP-HDP-17		250	250	250	200	1000	>1000	>1000	0.54	50	-	
18.	DBP-HDP-18		250	50	100	100	500	>1000	>1000	0.63	125	-	

Sr. No.	Prod. Code	Chemical Structure	Antibacterial μg/mL				Antifungal μg/mL			Anti malarial IC50	Anti tubercul osis	MDR-TB <sup>d</sup> MIC μg/mL	Journal , Year, Vol.
			E. c	P. a	S. a	S. p	C. a	A. n	A. c	pf	H37Rv		
19.	DBP-HDP-19		125	200	62.5	100	500	500	1000	0.23	62.5	-	
20.	DBP-HDP-20		100	125	125	100	1000	1000	1000	1.12	12.5	-	
21.	DBP-HDP-21		125	100	100	62.5	1000	250	250	0.28	100	-	
22.	DBP-HDP-22		250	250	500	500	500	1000	1000	0.95	500	-	
23.	DBP-HDP-23		250	250	500	125	500	1000	1000	0.25	125	-	

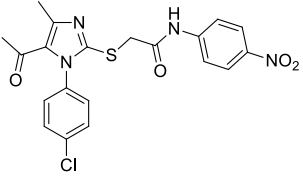
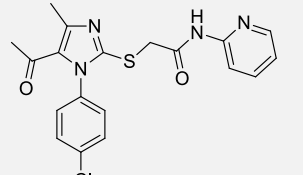
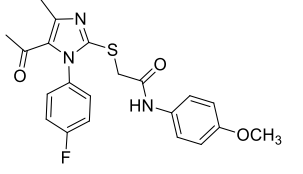
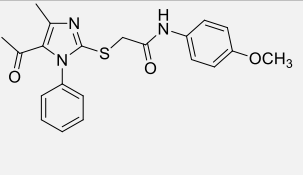
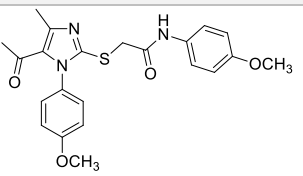
Sr. No.	Prod. Code	Chemical Structure	Antibacterial μg/mL				Antifungal μg/mL			Anti malarial IC50	Anti tubercul osis	MDR-TB <sup>d</sup> MIC μg/mL	Journal , Year, Vol.
			E. c	P. a	S. a	S. p	C. a	A. n	A. c	pf	H37Rv		
24.	DBP-HDP-24		500	250	100	250	250	500	500	0.26	250	-	
25.	DBP-HDP-25		125	100	250	250	250	1000	1000	1.52	500	-	
26.	DBP-HDP-26		250	250	100	100	1000	200	200	2.02	12.5	-	
27.	DBP-HDP-27		250	250	250	250	1000	200	200	0.38	25	-	
28.	DBP-HDP-28		125	500	125	125	1000	250	250	1.78	250	-	

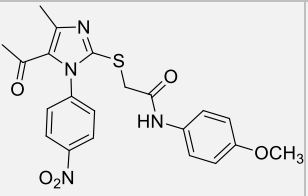
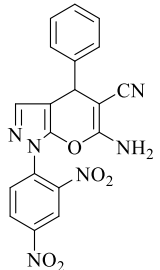
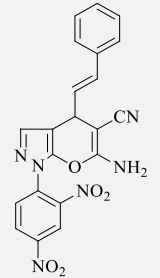
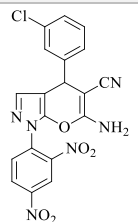
Sr. No.	Prod. Code	Chemical Structure	Antibacterial μg/mL				Antifungal μg/mL			Anti malarial IC50	Anti tubercul osis	MDR-TB <sup>d</sup> MIC μg/mL	Journal , Year, Vol.
			E. c	P. a	S. a	S. p	C. a	A. n	A. c	pf	H37Rv		
29.	DBP-HDP-29		100	250	125	250	500	1000	1000	0.27	100	-	JOURNAL OF HETEROCYCLIC CHEMISTRY-2018
30.	DBP-HDP-30		250	250	500	500	1000	>1000	>1000	0.90	250	-	
31.	DBP-HDP-31		250	250	500	250	1000	>1000	>1000	1.03	100	-	
32.	DGD-HDP-01		62.5	125	100	250	500	500	1000	-	100	-	
33.	DGD-HDP-02		12.5	50	12.5	50	250	1000	500	-	62.5	-	

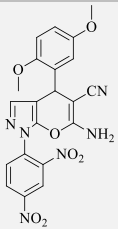
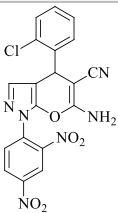
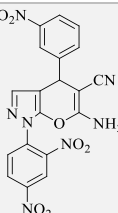
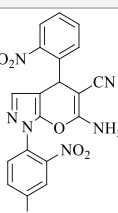
Sr. No.	Prod. Code	Chemical Structure	Antibacterial $\mu\text{g/mL}$				Antifungal $\mu\text{g/mL}$			Anti malarial IC50	Anti tubercul osis	MDR-TB <sup>d</sup> MIC $\mu\text{g/mL}$	Journal , Year, Vol.
			E. c	P. a	S. a	S. p	C. a	A. n	A. c	pf	H37Rv		

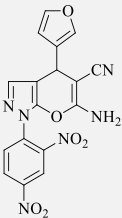
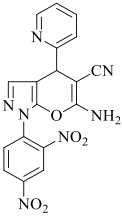
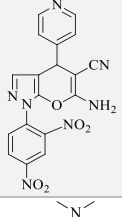
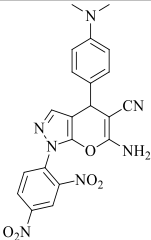
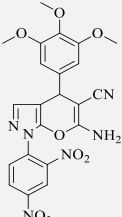
34.	DGD-HDP-03		25	50	12.5	125	500	250	250	-	125	-	
35.	DGD-HDP-04		25	50	12.5	125	250	500	1000	-	100	-	
36.	DGD-HDP-05		12.5	50	250	250	1000	250	250	-	250	-	
37.	DGD-HDP-06		125	100	62.5	50	500	1000	1000	-	100	-	
38.	DGD-HDP-07		250	125	62.5	62.5	500	1000	1000	-	62.5	-	



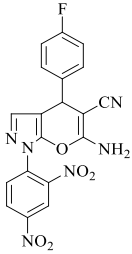
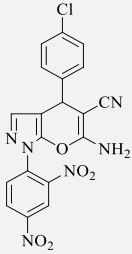
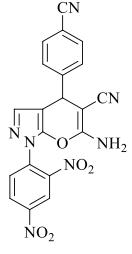
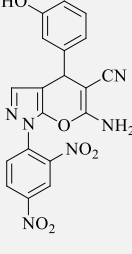
Sr. No.	Prod. Code	Chemical Structure	Antibacterial μg/mL				Antifungal μg/mL			Anti malarial IC50	Anti tubercul osis	MDR-TB <sup>d</sup> MIC μg/mL	Journal , Year, Vol.
			E. c	P. a	S. a	S. p	C. a	A. n	A. c	pf	H37Rv		
39.	DGD-HDP-08		12.5	125	50	100	250	500	500	-	50	-	
40.	DGD-HDP-09		62.5	62.5	100	62.5	250	500	250	-	50	-	
41.	DGD-HDP-10		12.5	62.5	62.5	62.5	500	500	>1000	-	125	-	
42.	DGD-HDP-11		125	125	250	500	1000	>1000	>1000	-	62.5	-	
43.	DGD-HDP-12		125	100	125	250	>1000	>1000	>1000	-	250	-	

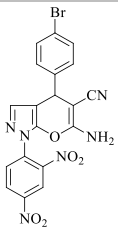
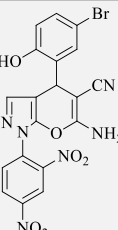
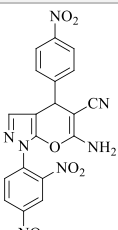
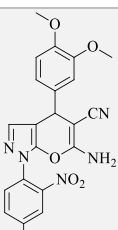
Sr. No.	Prod. Code	Chemical Structure	Antibacterial µg/mL				Antifungal µg/mL			Anti malarial IC50	Anti tubercul osis	MDR-TB <sup>d</sup> MIC µg/mL	Journal , Year, Vol.
			E. c	P. a	S. a	S. p	C. a	A. n	A. c	pf	H37Rv		
44.	DGD-HDP-13		250	100	125	250	500	>1000	>1000	-	100	-	
45.	MSV-HDP-01		12.5	6.25	100	125	-	-	-	-	125	250	Journal of Molecular Structure-2018
46.	MSV-HDP-02		100	50	25	125	-	-	-	-	250	500	
47.	MSV-HDP-03		250	250	200	250	-	-	-	-	250	500	

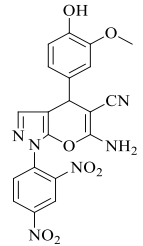
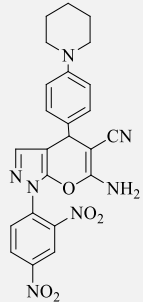
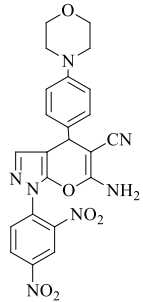
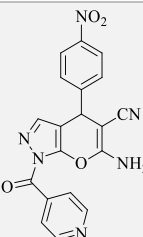
Sr. No.	Prod. Code	Chemical Structure	Antibacterial μg/mL				Antifungal μg/mL			Anti malarial IC50	Anti tubercul osis	MDR- TB <sup>d</sup> MIC μg/mL	Journal , Year, Vol.
			E. c	P. a	S. a	S. p	C. a	A. n	A. c	pf	H37Rv		
48.	MSV-HDP-04		62.5	25	100	250	-	-	-	-	500	100	
49.	MSV-HDP-05		125	125	250	100	-	-	-	-	25	100	
50.	MSV-HDP-06		100	125	125	62.5	-	-	-	-	125	250	
51.	MSV-HDP-07		125	250	250	100	-	-	-	-	250	1000	

Sr. No.	Prod. Code	Chemical Structure	Antibacterial µg/mL				Antifungal µg/mL			Anti malarial IC50	Anti tubercul osis	MDR-TB <sup>d</sup> MIC µg/mL	Journal , Year, Vol.
			E. c	P. a	S. a	S. p	C. a	A. n	A. c	pf	H37Rv		
52.	MSV-HDP-08		125	12.5	100	62.5	-	-	-	-	200	>1000	
53.	MSV-HDP-09		200	250	125	100	-	-	-	-	125	500	
54.	MSV-HDP-10		200	250	500	250	-	-	-	-	100	250	
55.	MSV-HDP-11		250	100	250	500	-	-	-	-	62.5	100	
56.	MSV-HDP-12		100	62.5	500	250	-	-	-	-	100	125	

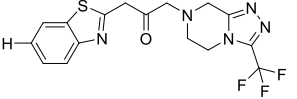
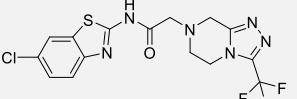
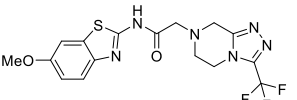
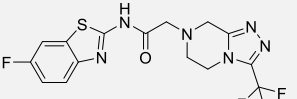
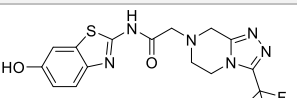
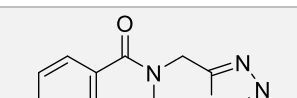
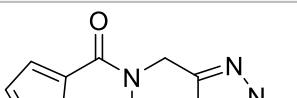
Sr. No.	Prod. Code	Chemical Structure	Antibacterial $\mu\text{g/mL}$				Antifungal $\mu\text{g/mL}$			Anti malarial IC50	Anti tuberculosis H37Rv	MDR-TB <sup>d</sup> MIC $\mu\text{g/mL}$	Journal, Year, Vol.
			E. c	P. a	S. a	S. p	C. a	A. n	A. c				

57.	MSV-HDP-13		12.5	25	50	100	-	-	-	-	250	500	
58.	MSV-HDP-14		100	125	250	125	-	-	-	-	125	250	
59.	MSV-HDP-15		125	250	125	250	-	-	-	-	100	250	
60.	MSV-HDP-16		250	125	100	12.5	-	-	-	-	250	500	

Sr. No.	Prod. Code	Chemical Structure	Antibacterial $\mu\text{g/mL}$				Antifungal $\mu\text{g/mL}$			Anti malarial IC50	Anti tubercul osis	MDR-TB <sup>d</sup> MIC $\mu\text{g/mL}$	Journal , Year, Vol.
			E. c	P. a	S. a	S. p	C. a	A. n	A. c	pf	H37Rv		
61.	MSV-HDP-17		50	100	125	250	-	-	-	-	500	1000	
62.	MSV-HDP-18		100	500	250	200	-	-	-	-	500	>1000	
63.	MSV-HDP-19		250	200	125	100	-	-	-	-	250	1000	
64.	MSV-HDP-20		125	500	100	50	-	-	-	-	25	100	

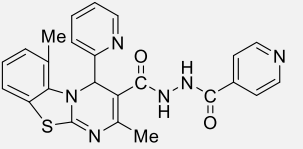
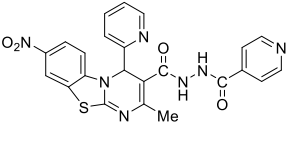
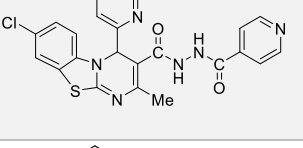
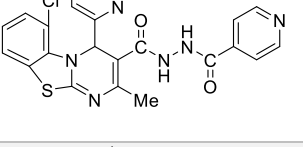
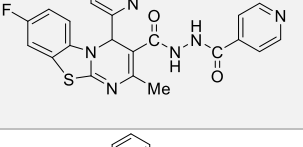
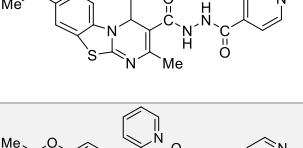
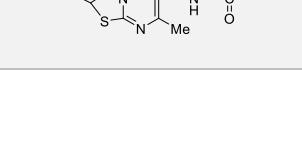
Sr. No.	Prod. Code	Chemical Structure	Antibacterial μg/mL				Antifungal μg/mL			Anti malarial IC50	Anti tubercul osis	MDR-TB <sup>d</sup> MIC μg/mL	Journal , Year, Vol.
			E. c	P. a	S. a	S. p	C. a	A. n	A. c	pf	H37Rv		
65.	MSV-HDP-21		100	125	125	250	-	-	-	-	500	1000	
66.	MSV-HDP-22		100	250	25	12.5	-	-	-	-	25	50	
67.	MSV-HDP-23		100	50	250	250	-	-	-	-	125	250	
68.	MSV-HDP-24		6.25	12.5	100	100	-	-	-	-	50	125	

Sr. No.	Prod. Code	Chemical Structure	Antibacterial μg/mL				Antifungal μg/mL			Anti malarial IC50	Anti tubercul osis	MDR-TB <sup>d</sup> MIC μg/mL	Journal , Year, Vol.
			E. c	P. a	S. a	S. p	C. a	A. n	A. c	pf	H37Rv		

69.	DJJ-HDP-01		250	250	100	125	1000	500	1000	0.79	500	-	Journal of Molecular Structure-2019
70.	DJJ-HDP-02		62.5	250	100	125	250	500	1000	2.05	250	-	
71.	DJJ-HDP-03		250	125	100	250	250	500	1000	0.45	250	-	
72.	DJJ-HDP-04		125	100	250	250	250	500	500	0.79	500	-	
73.	DJJ-HDP-05		250	50	62.5	125	250	500	500	1.18	500	-	
74.	DJJ-HDP-06		50	125	250	250	500	250	250	1.42	100	-	
75.	DJJ-HDP-07		250	250	250	250	500	1000	1000	1.05	62.5	-	





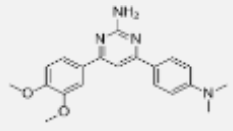
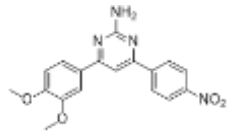
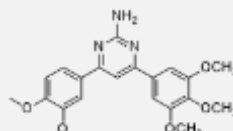
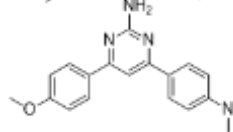
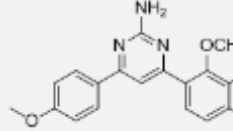
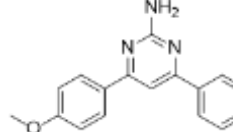
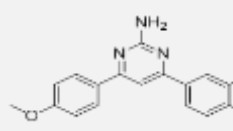
Sr. No.	Prod. Code	Chemical Structure	Antibacterial $\mu\text{g/mL}$				Antifungal $\mu\text{g/mL}$			Anti malarial IC50	Anti tuberculosis H37Rv	MDR-TB <sup>d</sup> MIC $\mu\text{g/mL}$	Journal, Year, Vol.
			E. c	P. a	S. a	S. p	C. a	A. n	A. c				
82.	MNB-HDP-04		-	-	-	-	-	-	-	-	1000	-	
83.	MNB-HDP-05		-	-	-	-	-	-	-	-	250	-	
84.	MNB-HDP-06		-	-	-	-	-	-	-	-	125	-	
85.	MNB-HDP-07		-	-	-	-	-	-	-	-	50	-	
86.	MNB-HDP-08		-	-	-	-	-	-	-	-	25	-	
87.	MNB-HDP-09		-	-	-	-	-	-	-	-	500	-	
88.	MNB-HDP-10		-	-	-	-	-	-	-	-	62.5	-	

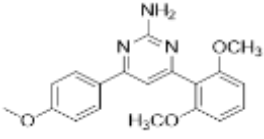
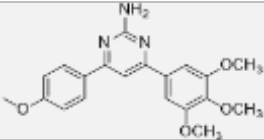
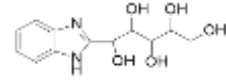
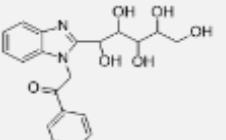
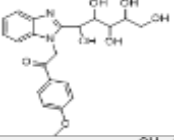
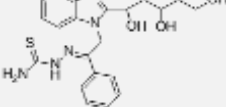
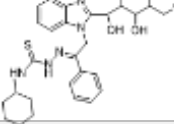
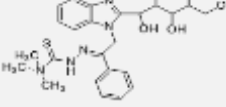
Sr. No.	Prod. Code	Chemical Structure	Antibacterial μg/mL				Antifungal μg/mL			Anti malarial IC50	Anti tubercul osis	MDR- TB <sup>d</sup> MIC μg/mL	Journal , Year, Vol.
			E. c	P. a	S. a	S. p	C. a	A. n	A. c				

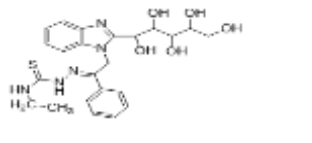
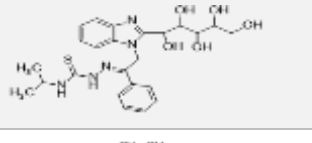
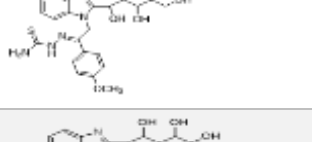
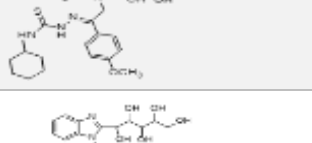
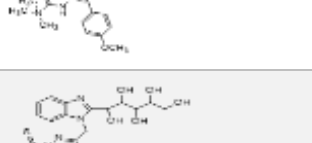
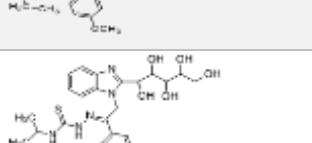
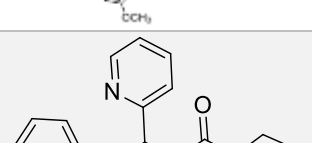
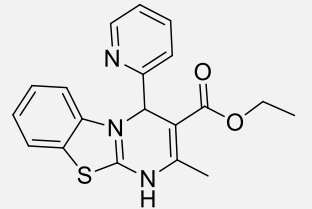
89.	MNB-HDP-11		-	-	-	-	-	-	-	-	6.25	-	
90.	MNB-HDP-12		-	-	-	-	-	-	-	-	100	-	
91.	MNB-HDP-13		-	-	-	-	-	-	-	-	125	-	
92.	MNB-HDP-14		-	-	-	-	-	-	-	-	0.20	-	

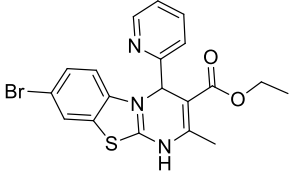
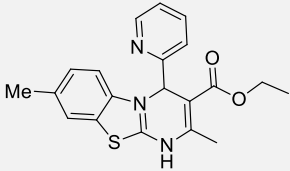
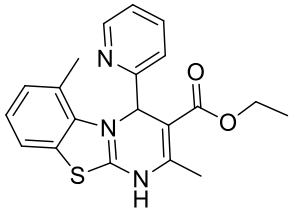
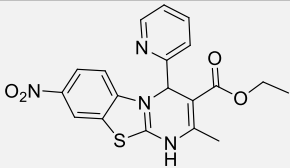
**Abbreviations:- -**

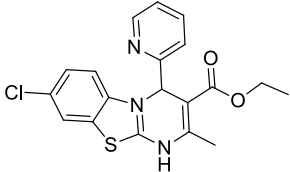
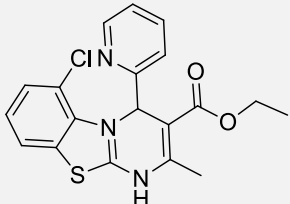
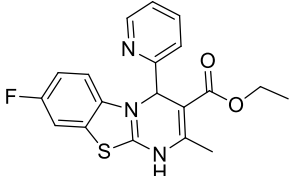

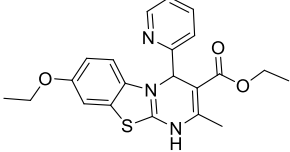
**B. m= Bacillus megaterium , E.c= Escherichia coli , F. m= Fussariummoniliforme, A. s= Aspergillus, P. a= Pseudomonas aeruginosa, S.a= Staphylococcus aureus, S. p= Streptococcus pyogenes, C. a= Candida albicans, A. n= Aspergillus niger, A. c= Aspergillus clavatus**

Sr. No.	Prod. Code	Chemical Structure	Antibacterial μg/mL				Antifungal μg/mL			Antimalarial IC50	Anticancer	Journal, Year, Vol.
			<i>E. c</i>	<i>P. a</i>	<i>S. a</i>	<i>S. p</i>	<i>C. a</i>	<i>A. n</i>	<i>A. c</i>			
93.	SKR-HDP-01		100	250	250	125	1000	200	200	1.87	-	Current Microwave Chemistry, 2016, vol-3
94.	SKR-HDP-02		500	500	100	200	1000	1000	1000	1.1	-	
95.	SKR-HDP-03		250	500	200	200	200	1000	1000	0.94	-	
96.	SKR-HDP-04		100	200	250	250	250	1000	1000	0.8	-	
97.	SKR-HDP-05		250	500	200	250	500	500	500	1.5	-	
98.	SKR-HDP-06		250	100	200	100	500	1000	1000	0.75	-	
99.	SKR-HDP-07		62.5	100	250	500	250	500	500	0.55	-	

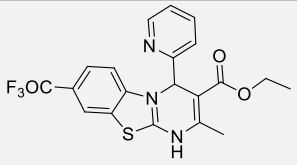
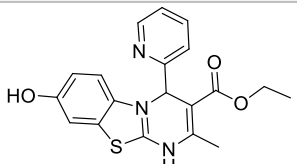
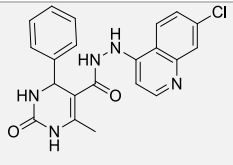
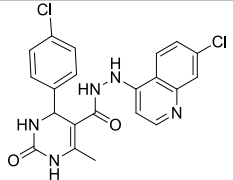
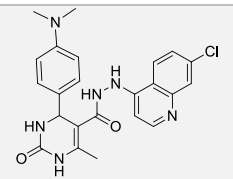
Sr. No.	Prod. Code	Chemical Structure	Antibacterial				Antifungal			Antimalarial IC50	Anticancer	Journal, Year, Vol.
			<i>E. c</i>	<i>P. a</i>	<i>S. a</i>	<i>S. p</i>	<i>C. a</i>	<i>A. n</i>	<i>A. c</i>			
100.	SKR-HDP-08		100	500	125	500	1000	1000	1000	1.25	-	
101.	SKR-HDP-09		200	250	250	250	1000	1000	1000	0.7	-	
102.	SNP-HDP-01		125	100	250	100	>1000	500	500	-	-	
103.	SNP-HDP-02		62.5	125	62.5	250	1000	1000	>1000	-	-	
104.	SNP-HDP-03		200	100	100	125	500	>1000	>1000	-	-	
105.	SNP-HDP-04		250	200	125	125	500	1000	1000	-	-	
106.	SNP-HDP-05		200	62.5	100	100	250	1000	1000	-	-	IJCB, 2016, 55, 604-612
107.	SNP-HDP-06		250	200	250	250	200	1000	1000	-	-	

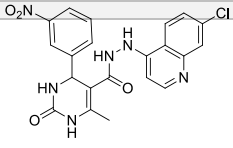
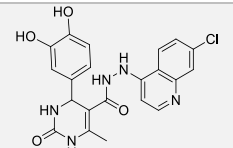
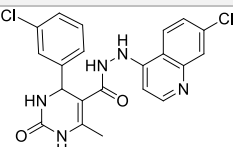
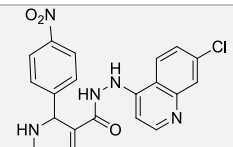
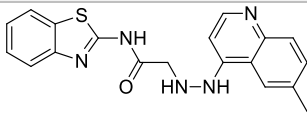
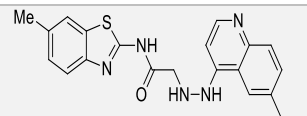
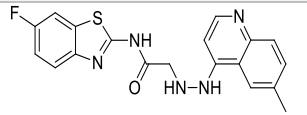
Sr. No.	Prod. Code	Chemical Structure	Antibacterial μg/mL				Antifungal μg/mL			Antimalarial IC50	Anticancer	Journal, Year, Vol.
			<i>E. c</i>	<i>P. a</i>	<i>S. a</i>	<i>S. p</i>	<i>C. a</i>	<i>A. n</i>	<i>A. c</i>			
108.	SNP-HDP-07		125	250	100	200	500	1000	1000	-	-	
109.	SNP-HDP-08		200	250	62.5	100	1000	>1000	>1000	-	-	
110.	SNP-HDP-09		125	200	125	125	1000	>1000	>1000	-	-	
111.	SNP-HDP-10		200	250	250	250	1000	>1000	1000	-	-	
112.	SNP-HDP-11		250	200	200	200	1500	500	500	-	-	
113.	SNP-HDP-12		125	200	125	100	1500	1500	1000	-	-	
114.	SNP-HDP-13		200	250	200	200	1000	1500	1500	-	-	
115.	MNB-HDP-01		0.91	0.87	0.79	0.75	-	-	-	-	-	Arabian Journal of Chemistry (2016)

Sr. No.	Prod. Code	Chemical Structure	Antibacterial μg/mL				Antifungal μg/mL			Antimalarial IC50	Anticancer	Journal, Year, Vol.
			<i>E. c</i>	<i>P. a</i>	<i>S. a</i>	<i>S. p</i>	<i>C. a</i>	<i>A. n</i>	<i>A. c</i>			
116.	MNB-HDP-02		0.95	1.00	0.75	0.70	-	-	-	-	-	
117.	MNB-HDP-03		1.41	1.29	1.12	0.79	-	-	-	-	-	
118.	MNB-HDP-04		1.33	1.12	1.08	0.91	-	-	-	-	-	
119.	MNB-HDP-05		1.25	1.25	1.16	1.00	-	-	-	-	-	

Sr. No.	Prod. Code	Chemical Structure	Antibacterial μg/mL				Antifungal μg/mL			Antimalarial IC50	Anticancer	Journal, Year, Vol.
			<i>E. c</i>	<i>P. a</i>	<i>S. a</i>	<i>S. p</i>	<i>C. a</i>	<i>A. n</i>	<i>A. c</i>			
120.	MNB-HDP-06		1.08	1.16	1.00	0.66	-	-	-	-	-	
121.	MNB-HDP-07		1.12	1.04	1.20	0.79	-	-	-	-	-	
122.	MNB-HDP-08		0.95	0.91	1.16	1.04	-	-	-	-	-	
123.	MNB-HDP-09		1.00	0.87	0.87	0.91	-	-	-	-	-	
124.	MNB-HDP-10		0.91	0.83	0.95	0.75	-	-	-	-	-	

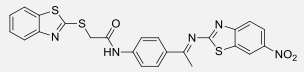
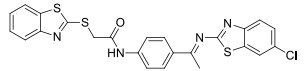
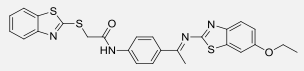


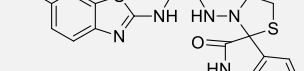
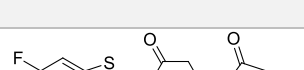


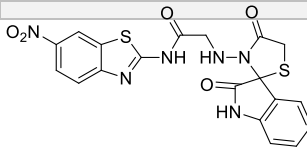
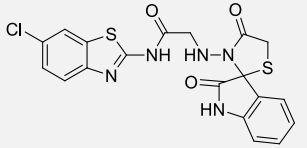
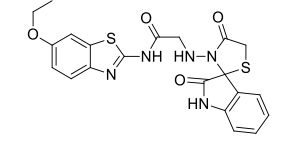
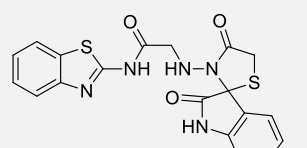
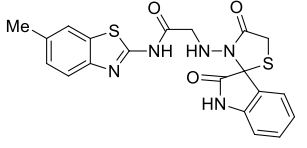
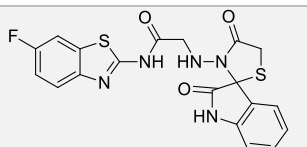
Sr. No.	Prod. Code	Chemical Structure	Antibacterial μg/mL				Antifungal μg/mL			Antimalarial IC50	Anticancer	Journal, Year, Vol.
			<i>E. c</i>	<i>P. a</i>	<i>S. a</i>	<i>S. p</i>	<i>C. a</i>	<i>A. n</i>	<i>A. c</i>			
125.	MNB-HDP-11		1.08	0.83	1.12	0.87	-	-	-	-	-	
126.	MNB-HDP-12		1.08	1.12	1.00	0.83	-	-	-	-	-	
127.	MNB-HDP-01		0.87	0.96	0.95	0.95	-	-	-	-	International Letters of Chemistry, Physics and Astronomy 2015, 56, 106-114.	
128.	MNB-HDP-02		0.79	1	0.87	0.87	-	-	-	-		
129.	MNB-HDP-03		0.83	0.95	0.91	1	-	-	-	-		

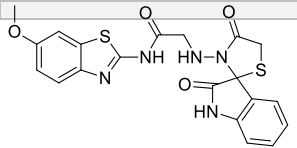
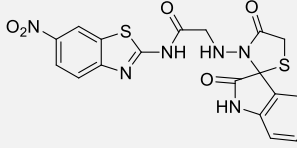
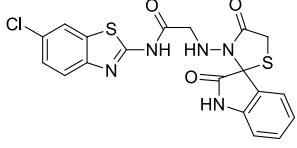
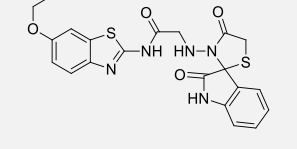
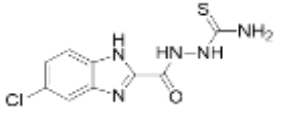
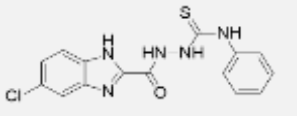
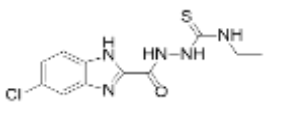
Sr. No.	Prod. Code	Chemical Structure	Antibacterial μg/mL				Antifungal μg/mL			Antimalarial IC50	Anticancer	Journal, Year, Vol.
			<i>E. c</i>	<i>P. a</i>	<i>S. a</i>	<i>S. p</i>	<i>C. a</i>	<i>A. n</i>	<i>A. c</i>			
130.	MNB-HDP-04		1	1	1	1.04	-	-	-	-		
131.	MNB-HDP-05		1.04	0.83	1.04	0.91	-	-	-	-		
132.	MNB-HDP-06		0.87	0.87	1	1	-	-	-	-		
133.	MNB-HDP-07		0.75	0.91	0.91	0.95	-	-	-	-		
134.	MNB-HDP-01		0.87	0.79	0.79	0.75	-	-	-	-	International Letters of Chemistry, Physics and Astronomy 2015, 53, 114-121.	
135.	MNB-HDP-02		0.95	0.70	0.87	1	-	-	-	-		
136.	MNB-HDP-03		0.79	0.87	0.95	0.95	-	-	-	-		

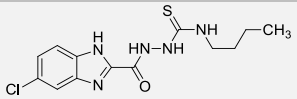
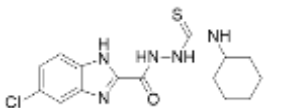
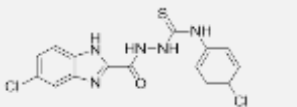
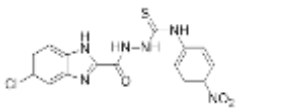
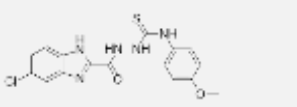
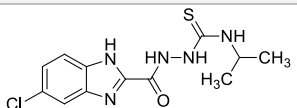
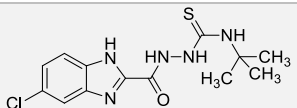
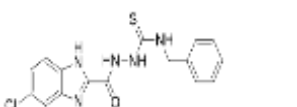
Sr. No.	Prod. Code	Chemical Structure	Antibacterial μg/mL				Antifungal μg/mL			Antimalarial IC50	Anticancer	Journal, Year, Vol.
			<i>E. c</i>	<i>P. a</i>	<i>S. a</i>	<i>S. p</i>	<i>C. a</i>	<i>A. n</i>	<i>A. c</i>			
137.	MNB-HDP-04		0.83	0.83	1.08	0.66	-	-	-	-		
138.	MNB-HDP-05		0.91	1	0.75	0.79	-	-	-	-		
139.	MNB-HDP-06		1.04	1.08	1.00	0.75	-	-	-	-		
140.	MNB-HDP-07		1	0.95	0.87	0.87	-	-	-	-		
141.	MNB-HDP-13		0.87	0.79	0.79	0.75	-	-	-	-		
142.	MNB-HDP-14		0.95	0.70	0.87	1.00	-	-	-	-		
143.	MNB-HDP-15		0.79	0.87	0.95	0.95	-	-	-	-		
144.	MNB-HDP-16		0.83	0.83	1.08	0.66	-	-	-	-		

International Letters of Chemistry, Physics and  
Astronomy, 2015 53, 106-113

Sr. No.	Prod. Code	Chemical Structure	Antibacterial µg/mL				Antifungal µg/mL			Antimalarial IC50	Anticancer	Journal, Year, Vol.
			<i>E. c</i>	<i>P. a</i>	<i>S. a</i>	<i>S. p</i>	<i>C. a</i>	<i>A. n</i>	<i>A. c</i>			
145.	MNB-HDP-17		0.91	1.00	0.75	0.79	-	-	-	-	-	
146.	MNB-HDP-18		1.04	1.08	1.00	0.75	-	-	-	-	-	
147.	MNB-HDP-19		1.0	0.95	0.87	0.87	-	-	-	-	-	
148.	MAB-HDP-01		0.96	1.00	0.70	0.95	-	-	-	-	-	
149.	MAB-HDP-02		0.79	0.91	0.91	1.04	-	-	-	-	-	Astronomy, 2015, 53, 122-129.
150.	MAB-HDP-03		1.08	1.00	0.79	1.12	-	-	-	-	-	
151.	MAB-HDP-04		0.91	0.87	1.00	0.79	-	-	-	-	-	

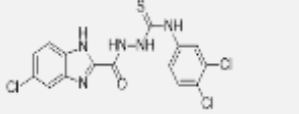
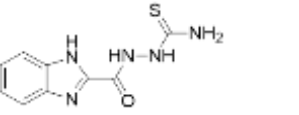
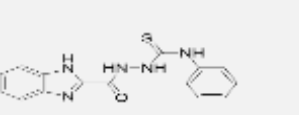
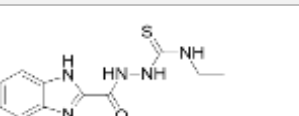
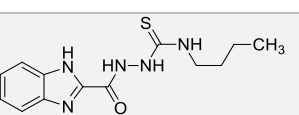
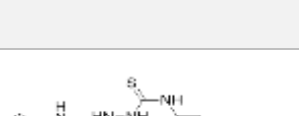
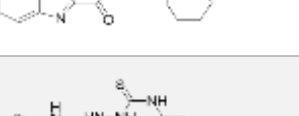

Sr. No.	Prod. Code	Chemical Structure	Antibacterial				Antifungal			Antimalarial IC50	Anticancer	Journal, Year, Vol.
			$\mu\text{g/mL}$	$\mu\text{g/mL}$	$\mu\text{g/mL}$	$\mu\text{g/mL}$	$\mu\text{g/mL}$	$\mu\text{g/mL}$	$\mu\text{g/mL}$			
			<i>E. c</i>	<i>P. a</i>	<i>S. a</i>	<i>S. p</i>	<i>C. a</i>	<i>A. n</i>	<i>A. c</i>			
152.	MAB-HDP-05		0.95	0.83	1.16	1.00	-	-	-	-	-	
153.	MAB-HDP-06		0.87	0.85	0.79	0.87	-	-	-	-	-	
154.	MAB-HDP-07		0.70	1.08	0.95	0.95	-	-	-	-	-	
155.	MAB-HDP-01		0.96	1.00	0.70	0.95	-	-	-	-	-	
156.	MAB-HDP-02		0.79	0.91	0.91	1.04	-	-	-	-	-	
157.	MAB-HDP-03		1.08	1.00	0.79	1.12	-	-	-	-	-	

Sr. No.	Prod. Code	Chemical Structure	Antibacterial μg/mL				Antifungal μg/mL			Antimalarial IC50	Anticancer	Journal, Year, Vol.
			<i>E. c</i>	<i>P. a</i>	<i>S. a</i>	<i>S. p</i>	<i>C. a</i>	<i>A. n</i>	<i>A. c</i>			
158.	MAB-HDP-04		0.91	0.87	1.00	0.79	-	-	-	-	-	
159.	MAB-HDP-05		0.95	0.83	1.16	1.00	-	-	-	-	-	
160.	MAB-HDP-06		0.87	0.85	0.79	0.87	-	-	-	-	-	
161.	MAB-HDP-07		0.70	1.08	0.95	0.95	-	-	-	-	-	
162.	SMD-HDP-01		-	-	-	-	-	-	-	0.095	-	Arabian Journal of Chemistry (2014)
163.	SMD-HDP-02		-	-	-	-	-	-	-	0.87	-	
164.	SMD-HDP-03		-	-	-	-	-	-	-	0.72	-	

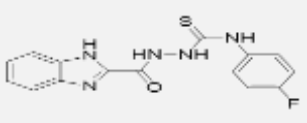
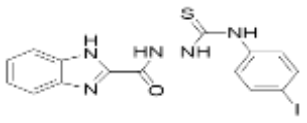
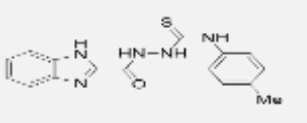
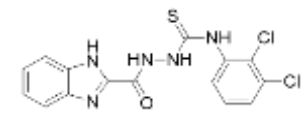
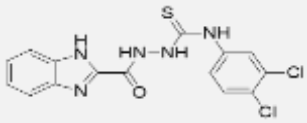
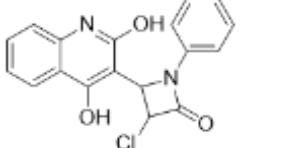
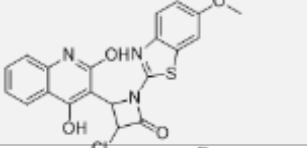
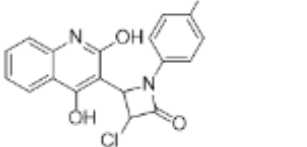
Sr. No.	Prod. Code	Chemical Structure	Antibacterial μg/mL				Antifungal μg/mL			Antimalarial IC50	Anticancer	Journal, Year, Vol.
			<i>E. c</i>	<i>P. a</i>	<i>S. a</i>	<i>S. p</i>	<i>C. a</i>	<i>A. n</i>	<i>A. c</i>			
165.	SMD-HDP-04		-	-	-	-	-	-	-	0.75	-	
166.	SMD-HDP-05		-	-	-	-	-	-	-	0.047	-	
167.	SMD-HDP-06		-	-	-	-	-	-	-	0.26	-	
168.	SMD-HDP-07		-	-	-	-	-	-	-	0.098	-	
169.	SMD-HDP-08		-	-	-	-	-	-	-	0.15	-	
170.	SMD-HDP-09		-	-	-	-	-	-	-	0.42	-	
171.	SMD-HDP-10		-	-	-	-	-	-	-	0.98	-	
172.	SMD-HDP-11		-	-	-	-	-	-	-	0.093	-	

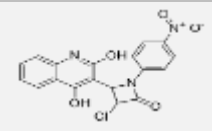
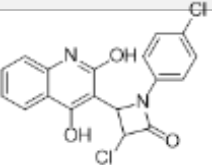
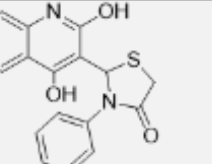
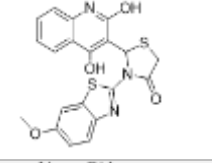
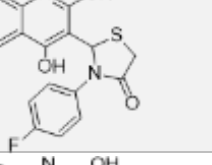
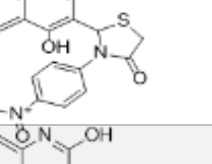
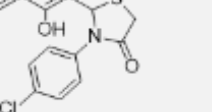
Sr. No.	Prod. Code	Chemical Structure	Antibacterial μg/mL				Antifungal μg/mL			Antimalarial IC50	Anticancer	Journal, Year, Vol.
			<i>E. c</i>	<i>P. a</i>	<i>S. a</i>	<i>S. p</i>	<i>C. a</i>	<i>A. n</i>	<i>A. c</i>			
173.	SMD-HDP-12		-	-	-	-	-	-	-	0.68	-	
174.	SMD-HDP-13		-	-	-	-	-	-	-	1.33	-	
175.	SMD-HDP-14		-	-	-	-	-	-	-	1.89	-	
176.	SMD-HDP-15		-	-	-	-	-	-	-	0.023	-	
177.	SMD-HDP-16		-	-	-	-	-	-	-	0.003	-	
178.	SMD-HDP-17		-	-	-	-	-	-	-	0.012	-	
179.	SMD-HDP-18		-	-	-	-	-	-	-	0.025	-	
180.	SMD-HDP-19		-	-	-	-	-	-	-	0.005	-	

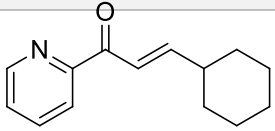
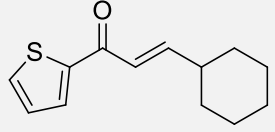
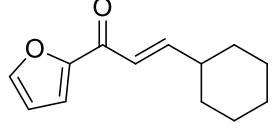
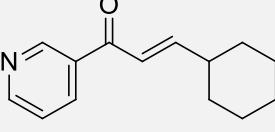
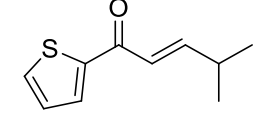
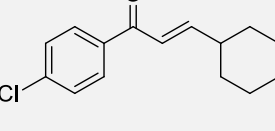
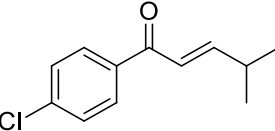


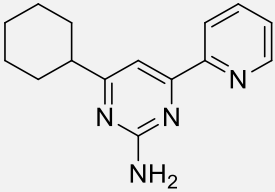
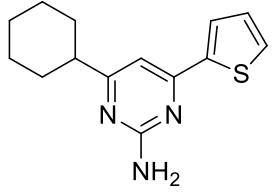
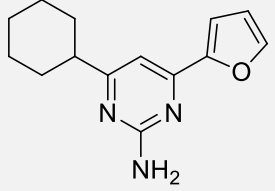
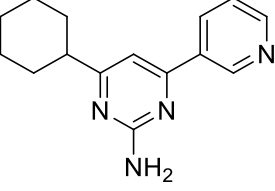
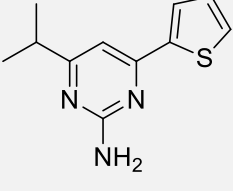
Sr. No.	Prod. Code	Chemical Structure	Antibacterial μg/mL				Antifungal μg/mL			Antimalarial IC50	Anticancer	Journal, Year, Vol.
			<i>E. c</i>	<i>P. a</i>	<i>S. a</i>	<i>S. p</i>	<i>C. a</i>	<i>A. n</i>	<i>A. c</i>			
181.	SMD-HDP-20		-	-	-	-	-	-	-	0.56	-	
182.	SMD-HDP-21		-	-	-	-	-	-	-	0.088	-	
183.	SMD-HDP-22		-	-	-	-	-	-	-	0.83	-	
184.	SMD-HDP-23		-	-	-	-	-	-	-	0.65	-	
185.	SMD-HDP-24		-	-	-	-	-	-	-	0.72	-	
186.	SMD-HDP-25		-	-	-	-	-	-	-	0.056	-	
187.	SMD-HDP-26		-	-	-	-	-	-	-	1.56	-	
188.	SMD-HDP-27		-	-	-	-	-	-	-	0.42	-	

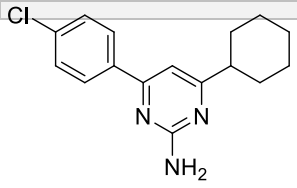
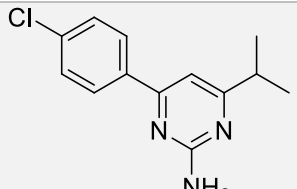
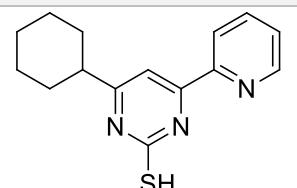
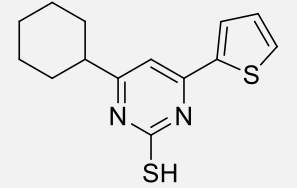
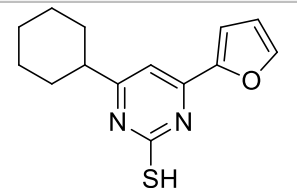
Sr. No.	Prod. Code	Chemical Structure	Antibacterial μg/mL				Antifungal μg/mL			Antimalarial IC50	Anticancer	Journal, Year, Vol.
			<i>E. c</i>	<i>P. a</i>	<i>S. a</i>	<i>S. p</i>	<i>C. a</i>	<i>A. n</i>	<i>A. c</i>			
189.	SMD-HDP-28		-	-	-	-	-	-	-	0.073	-	
190.	SMD-HDP-29		-	-	-	-	-	-	-	0.057	-	
191.	SMD-HDP-30		-	-	-	-	-	-	-	1.12	-	
192.	SMD-HDP-31		-	-	-	-	-	-	-	0.97	-	
193.	SMD-HDP-32		-	-	-	-	-	-	-	1.47	-	
194.	SMD-HDP-33		-	-	-	-	-	-	-	0.54	-	
195.	SMD-HDP-34		-	-	-	-	-	-	-	0.096	-	
196.	SMD-HDP-35		-	-	-	-	-	-	-	0.93	-	

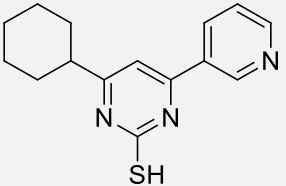
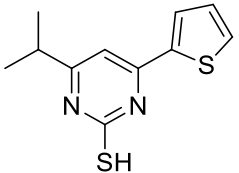
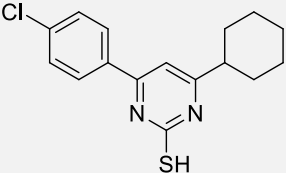
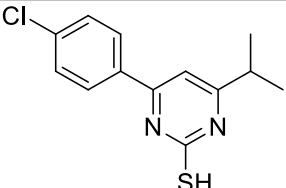
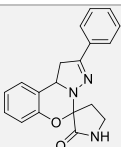
Sr. No.	Prod. Code	Chemical Structure	Antibacterial				Antifungal			Antimalarial IC50	Anticancer	Journal, Year, Vol.
			$\mu\text{g/mL}$	$\mu\text{g/mL}$	$\mu\text{g/mL}$	$\mu\text{g/mL}$	$\mu\text{g/mL}$	$\mu\text{g/mL}$	$\mu\text{g/mL}$			
			<i>E. c</i>	<i>P. a</i>	<i>S. a</i>	<i>S. p</i>	<i>C. a</i>	<i>A. n</i>	<i>A. c</i>			
197.	SMD-HDP-36		-	-	-	-	-	-	-	0.64	-	
198.	SMD-HDP-37		-	-	-	-	-	-	-	1.47	-	
199.	SMD-HDP-38		-	-	-	-	-	-	-	1.33	-	
200.	SMD-HDP-39		-	-	-	-	-	-	-	0.9	-	
201.	SMD-HDP-40		-	-	-	-	-	-	-	0.45	-	
202.	SMP-HDP-01		250	100	250	100	500	1000	1000	-	-	
203.	SMP-HDP-02		125	62.5	125	50	1000	500	500	-	-	
204.	SMP-HDP-03		50	125	250	100	1000	500	500	-	-	

Sr. No.	Prod. Code	Chemical Structure	Antibacterial μg/mL				Antifungal μg/mL			Antimalarial IC50	Anticancer	Journal, Year, Vol.
			<i>E. c</i>	<i>P. a</i>	<i>S. a</i>	<i>S. p</i>	<i>C. a</i>	<i>A. n</i>	<i>A. c</i>			
205.	SMP-HDP-04		62.5	200	62.5	125	250	>1000	>1000	-	-	International Letters of Chemistry, Physics and Astronomy, 2014, 20, 195-210
206.	SMP-HDP-05		125	100	100	250	500	>1000	>1000	-	-	
207.	SMP-HDP-06		200	125	125	100	100	>1000	>1000	-	-	
208.	SMP-HDP-07		125	100	200	125	1000	1000	1000	-	-	
209.	SMP-HDP-08		62.5	200	125	200	>1000	500	500	-	-	
210.	SMP-HDP-09		100	200	62.5	250	500	1000	>1000	-	-	
211.	SMP-HDP-10		125	100	100	250	500	>1000	>1000	-	-	

Sr. No.	Prod. Code	Chemical Structure	Antibacterial μg/mL				Antifungal μg/mL			Antimalarial IC50	Anticancer	Journal, Year, Vol.
			<i>E. c</i>	<i>P. a</i>	<i>S. a</i>	<i>S. p</i>	<i>C. a</i>	<i>A. n</i>	<i>A. c</i>			
212.	DC-HDP-01		-	-	-	-	-	-	-	0.56	-	WJPPS, 2014, 3, 1955-1971.
213.	DC-HDP-02		-	-	-	-	-	-	-	0.93	-	
214.	DC-HDP-03		-	-	-	-	-	-	-	0.64	-	
215.	DC-HDP-04		-	-	-	-	-	-	-	0.58	-	
216.	DC-HDP-05		-	-	-	-	-	-	-	1.33	-	
217.	DC-HDP-06		-	-	-	-	-	-	-	1.12	-	
218.	DC-HDP-07		-	-	-	-	-	-	-	0.94	-	

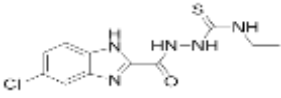
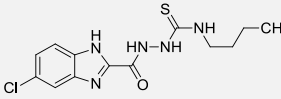
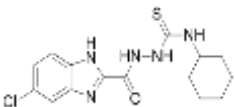

Sr. No.	Prod. Code	Chemical Structure	Antibacterial μg/mL				Antifungal μg/mL			Antimalarial IC50	Anticancer	Journal, Year, Vol.
			<i>E. c</i>	<i>P. a</i>	<i>S. a</i>	<i>S. p</i>	<i>C. a</i>	<i>A. n</i>	<i>A. c</i>			
219.	DC-HDP-08		-	-	-	-	-	-	-	0.26	-	
220.	DC-HDP-09		-	-	-	-	-	-	-	0.12	-	
221.	DC-HDP-10		-	-	-	-	-	-	-	0.02	-	
222.	DC-HDP-11		-	-	-	-	-	-	-	0.54	-	
223.	DC-HDP-12		-	-	-	-	-	-	-	0.23	-	

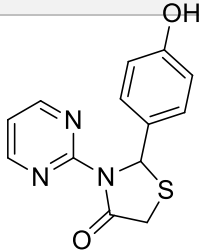
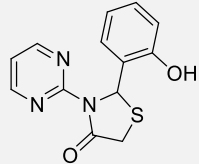
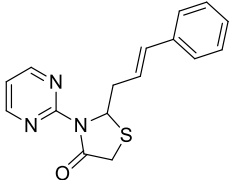
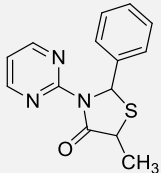
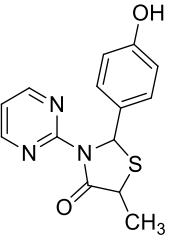
Sr. No.	Prod. Code	Chemical Structure	Antibacterial μg/mL				Antifungal μg/mL			Antimalarial IC50	Anticancer	Journal, Year, Vol.
			<i>E. c</i>	<i>P. a</i>	<i>S. a</i>	<i>S. p</i>	<i>C. a</i>	<i>A. n</i>	<i>A. c</i>			
224.	DC-HDP-13		-	-	-	-	-	-	-	0.26	-	
225.	DC-HDP-14		-	-	-	-	-	-	-	0.98	-	
226.	DC-HDP-15		-	-	-	-	-	-	-	0.84	-	
227.	DC-HDP-16		-	-	-	-	-	-	-	1.45	-	
228.	DC-HDP-17		-	-	-	-	-	-	-	0.07	-	

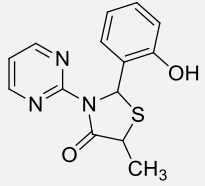
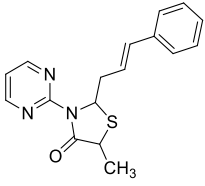
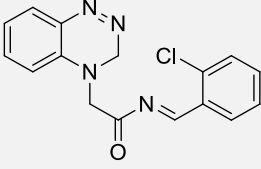
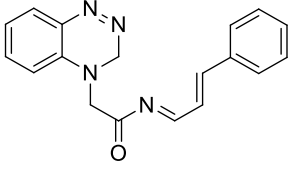
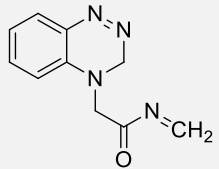
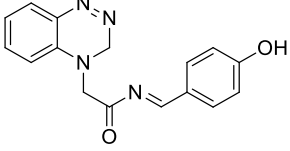
Sr. No.	Prod. Code	Chemical Structure	Antibacterial µg/mL				Antifungal µg/mL			Antimalarial IC50	Anticancer	Journal, Year, Vol.
			<i>E. c</i>	<i>P. a</i>	<i>S. a</i>	<i>S. p</i>	<i>C. a</i>	<i>A. n</i>	<i>A. c</i>			
229.	DC-HDP-18		-	-	-	-	-	-	-	0.96	-	
230.	DC-HDP-19		-	-	-	-	-	-	-	0.84	-	
231.	DC-HDP-20		-	-	-	-	-	-	-	1.30	-	
232.	DC-HDP-21		-	-	-	-	-	-	-	0.32	-	
233.	MAB-HDP-01		125	125	50	100	>1000	500	500			Pharmacy and Pharmaceutical Sciences 2014, 3, 805-821.

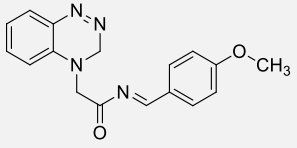
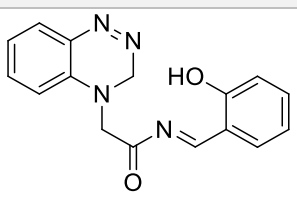
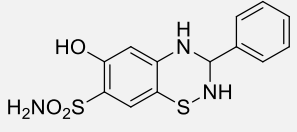
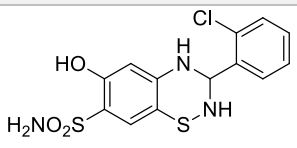
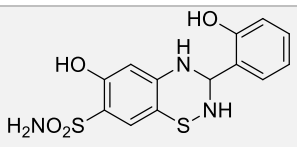


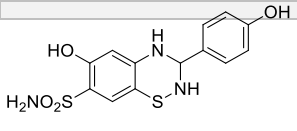
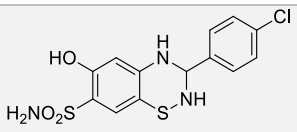
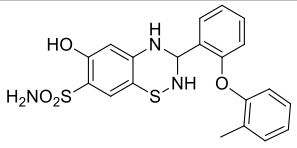
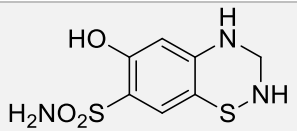
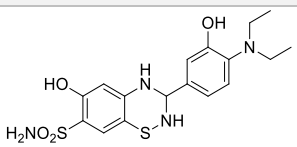
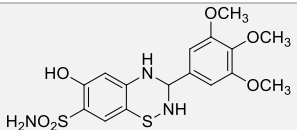


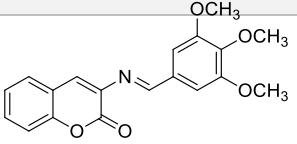
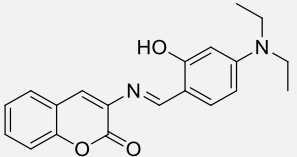
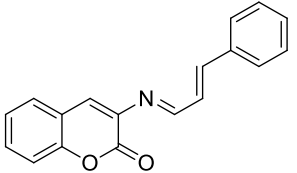
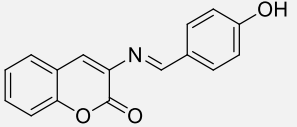
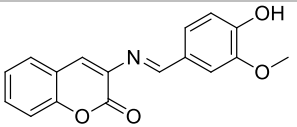
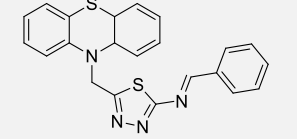
Sr. No.	Prod. Code	Chemical Structure	Antibacterial μg/mL				Antifungal μg/mL			Antimalarial IC50	Anticancer	Journal, Year, Vol.
			<i>E. c</i>	<i>P. a</i>	<i>S. a</i>	<i>S. p</i>	<i>C. a</i>	<i>A. n</i>	<i>A. c</i>			
240.	SMD-HDP-43		-	-	-	-	-	-	-	-	Yes	
241.	SMD-HDP-44		-	-	-	-	-	-	-	-	Yes	
242.	SMD-HDP-45		-	-	-	-	-	-	-	-	Yes	
243.	comp. code	Chemical Structure	Antibacterial inhibition zone (mm)				Antifungal inhibition zone (in %)					Journal
244.			<i>E.c</i>	<i>B.m</i>			<i>F.m</i>	<i>A. s</i>				
245.	PJS-HDP-01		10	09	-	-	50	49	-	-	-	

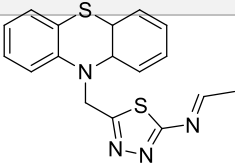
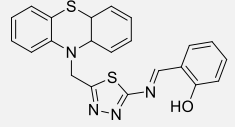
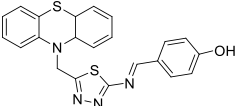
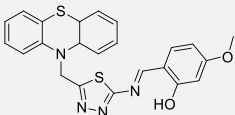
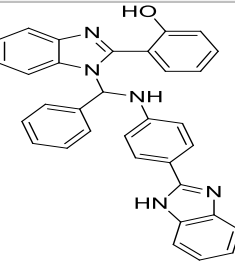
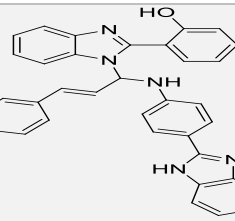
Sr. No.	Prod. Code	Chemical Structure	Antibacterial μg/mL				Antifungal μg/mL			Antimalarial IC50	Anticancer	Journal, Year, Vol.
			<i>E. c</i>	<i>P. a</i>	<i>S. a</i>	<i>S. p</i>	<i>C. a</i>	<i>A. n</i>	<i>A. c</i>			
246.	PJS-HDP-02		09	10	-	-	46	55	-	-	-	
247.	PJS-HDP-03		16	16	-	-	42	45	-	-	-	
248.	PJS-HDP-04		10	12	-	-	54	60	-	-	-	
249.	PJS-HDP-05		08	09	-	-	-	-	-	-	-	
250.	PJS-HDP-06		11	13	-	-	-	-	-	-	-	

Sr. No.	Prod. Code	Chemical Structure	Antibacterial μg/mL				Antifungal μg/mL			Antimalarial IC50	Anticancer	Journal, Year, Vol.
			<i>E. c</i>	<i>P. a</i>	<i>S. a</i>	<i>S. p</i>	<i>C. a</i>	<i>A. n</i>	<i>A. c</i>			
251.	PJS-HDP-07		14	14	-	-	-	-	-	-	-	
252.	PJS-HDP-08		11	16	-	-	-	-	-	-	-	
253.	KPJ-HDP-01		13	12	-	-	45	51	-	-	-	
254.	KPJ-HDP-02		17	15	-	-	62	51	-	-	-	
255.	KPJ-HDP-03		14	20	-	-	46	48	-	-	-	
256.	KPJ-HDP-04		18	12	-	-	54	50	-	-	-	

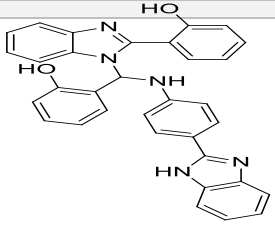
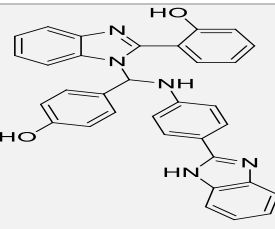
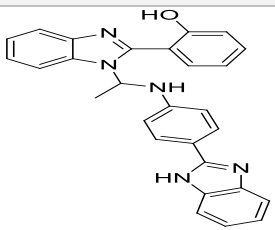
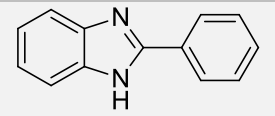
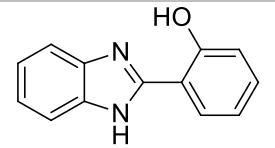
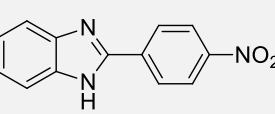
Sr. No.	Prod. Code	Chemical Structure	Antibacterial μg/mL				Antifungal μg/mL			Antimalarial IC50	Anticancer	Journal, Year, Vol.
			<i>E. c</i>	<i>P. a</i>	<i>S. a</i>	<i>S. p</i>	<i>C. a</i>	<i>A. n</i>	<i>A. c</i>			
257.	KPJ-HDP-05		11	16	-	-	42	60	-	-	-	
258.	KPJ-HDP-06		14	22	-	-	40	45	-	-	-	
259.	PRS-HDP-01		12	20	-	-	-	-	-	-	-	
260.	PRS-HDP-02		20	30	-	-	-	-	-	-	-	
261.	PRS-HDP-03		23	20	-	-	-	-	-	-	-	

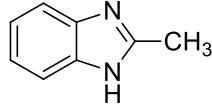
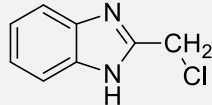
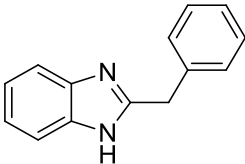
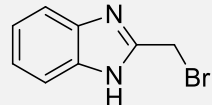
Sr. No.	Prod. Code	Chemical Structure	Antibacterial μg/mL				Antifungal μg/mL			Antimalarial IC50	Anticancer	Journal, Year, Vol.
			<i>E. c</i>	<i>P. a</i>	<i>S. a</i>	<i>S. p</i>	<i>C. a</i>	<i>A. n</i>	<i>A. c</i>			
262.	PRS-HDP-04		13	22	-	-	-	-	-	-	-	
263.	PRS-HDP-05		17	33	-	-	-	-	-	-	-	
264.	PRS-HDP-06		11	30	-	-	-	-	-	-	-	
265.	PRS-HDP-07		12	40	-	-	-	-	-	-	-	
266.	PRS-HDP-08		27	42	-	-	-	-	-	-	-	
267.	PRS-HDP-09		15	39	-	-	-	-	-	-	-	

Sr. No.	Prod. Code	Chemical Structure	Antibacterial μg/mL				Antifungal μg/mL			Antimalarial IC50	Anticancer	Journal, Year, Vol.
			<i>E. c</i>	<i>P. a</i>	<i>S. a</i>	<i>S. p</i>	<i>C. a</i>	<i>A. n</i>	<i>A. c</i>			
268.	KPC-HDP-01		10	09	-	-	45	51	-	-	-	
269.	KPC-HDP-02		11	11	-	-	62	48	-	-	-	
270.	KPC-HDP-03		12	07	-	-	46	50	-	-	-	
271.	KPC-HDP-04		10	09	-	-	54	60	-	-	-	
272.	KPC-HDP-05		13	12	-	-	42	45	-	-	-	
273.	AKB-HDP-01		13	20	-	-	53	33	-	-	-	

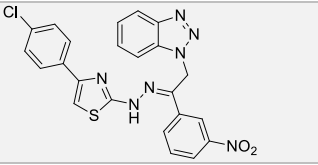
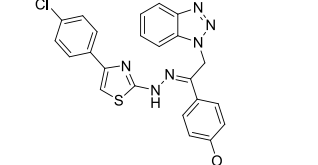
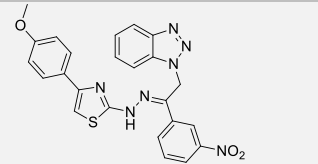
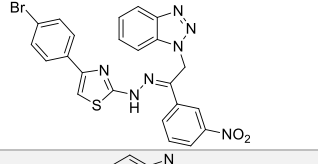
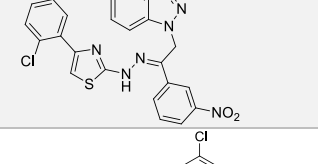
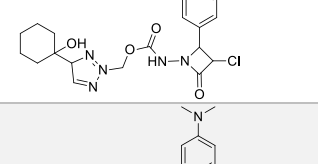
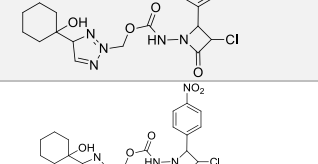
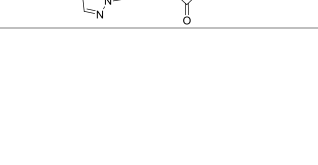
Sr. No.	Prod. Code	Chemical Structure	Antibacterial μg/mL				Antifungal μg/mL			Antimalarial IC50	Anticancer	Journal, Year, Vol.
			<i>E. c</i>	<i>P. a</i>	<i>S. a</i>	<i>S. p</i>	<i>C. a</i>	<i>A. n</i>	<i>A. c</i>			
274.	AKB-HDP-02		16	17	-	-	44	40	-	-	-	
275.	AKB-HDP-03		10	10	-	-	36	31	-	-	-	
276.	AKB-HDP-04		10	17	-	-	40	55	-	-	-	
277.	AKB-HDP-05		12	14	-	-	46	40	-	-	-	
278.	AKB-HDP-06		27	13	-	-	40	42	-	-	-	
279.	AKB-HDP-07		28	14	-	-	51	42	-	-	-	

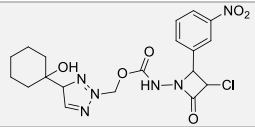
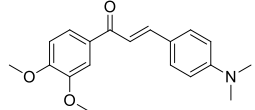
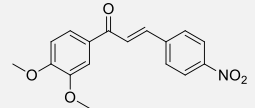
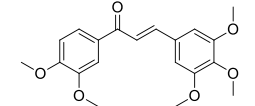
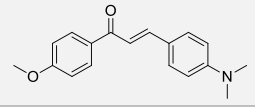
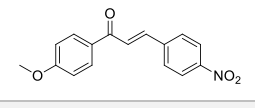
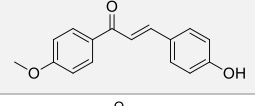
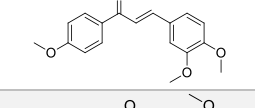
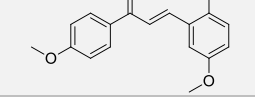
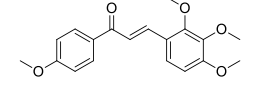


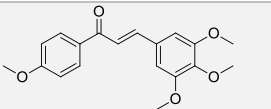
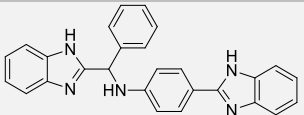
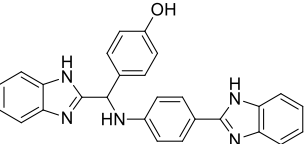
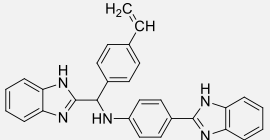
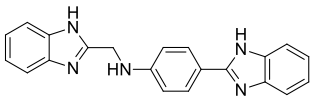
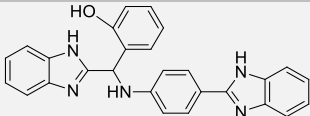
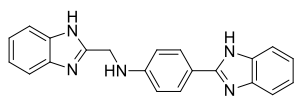
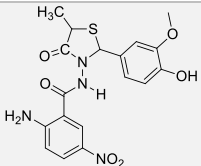
Sr. No.	Prod. Code	Chemical Structure	Antibacterial μg/mL				Antifungal μg/mL			Antimalarial IC50	Anticancer	Journal, Year, Vol.
			<i>E. c</i>	<i>P. a</i>	<i>S. a</i>	<i>S. p</i>	<i>C. a</i>	<i>A. n</i>	<i>A. c</i>			
280.	AKB-HDP-08		1149	12	-	-	58	45	-	-	-	
281.	AKB-HDP-09		24	18	-	-	43	52	-	-	-	
282.	AKB-HDP-10		22	14	-	-	50	41	-	-	-	
283.	AKB-HDP-11		12	17	-	-	40	45	-	-	-	
284.	AKB-HDP-12		14	18	-	-	45	39	-	-	-	
285.	AKB-HDP-13		10	10	-	-	50	52	-	-	-	

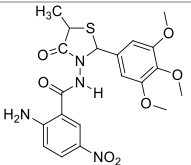
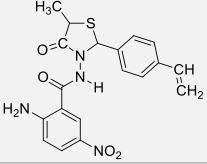
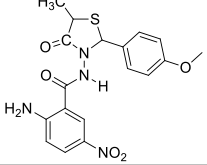
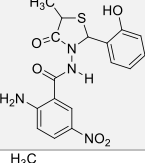
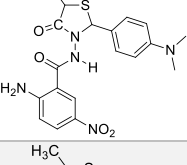
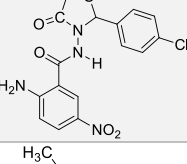
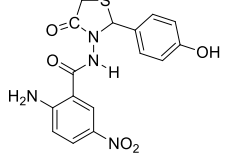
Sr. No.	Prod. Code	Chemical Structure	Antibacterial μg/mL				Antifungal μg/mL			Antimalarial IC50	Anticancer	Journal, Year, Vol.
			<i>E. c</i>	<i>P. a</i>	<i>S. a</i>	<i>S. p</i>	<i>C. a</i>	<i>A. n</i>	<i>A. c</i>			
286.	AKB-HDP-14		13	10	-	-	46	48	-	-	-	
287.	AKB-HDP-15		15	12	-	-	53	62	-	-	-	
288.	AKB-HDP-16		12	19	-	-	48	67	-	-	-	
289.	AKB-HDP-17		11	14	-	-	50	48	-	-	-	
Abbreviations:- B. m= Bacillus megaterium , E.c= Escherichia coli , F. m= Fussarium moniliforme, A. s= Aspergillus, P. a= Pseudomonas aeruginosa, S.a= Staphylococcus aureus, S. p= Streptococcus pyogenes, C. a= Candida albicans, A. n= Aspergillus niger, A. c= Aspergillus clavatus												

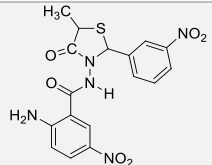
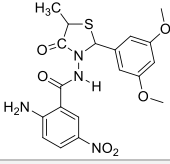
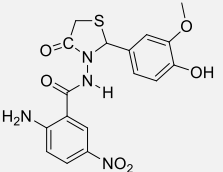
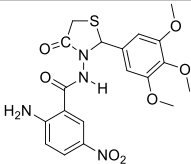
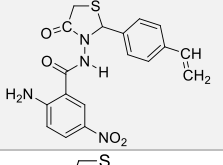
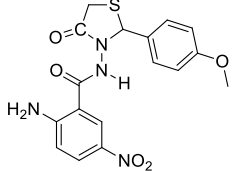
Sr. no.	Comp-Code	Chemical Structure	Anti-Bacterial				Anti-fungal			Anti-TB	Publications
			<i>E. c</i>	<i>P. a</i>	<i>S. a</i>	<i>S. p</i>	<i>C. a</i>	<i>A. n</i>	<i>A. c</i>		
290.	NMV-HDP-01		100	125	50	50	100	500	500		M.Phil. Dissertation 2011
291.	NMV-HDP-02		25	125	100	200	>1000	500	500		
292.	NMV-HDP-03		5	100	200	125	250	>1000	>1000		
293.	NMV-HDP-04		250	200	62.5	125	100	500	500		
294.	NMV-HDP-05		62.5	100	250	250	500	1000	1000		
295.	NMV-HDP-06		100	125	250	100	200	500	500		
296.	NMV-HDP-07		250	12.5	100	100	500	>1000	1000		
297.	NMV-HDP-08		50	100	200	250	500	>1000	>1000		

Sr. no.	Comp-Code	Chemical Structure	Anti-Bacterial				Anti-fungal			Anti-TB	Publications
			<i>E. c</i>	<i>P. a</i>	<i>S. a</i>	<i>S. p</i>	<i>C. a</i>	<i>A. n</i>	<i>A. c</i>		
298.	NMV-HDP-09		250	250	500	500	200	250	200		
299.	NMV-HDP-10		100	200	200	100	>1000	1000	>1000		
300.	NMV-HDP-11		100	200	250	250	100	>1000	1000		
301.	NMV-HDP-12		200	250	100	125	1000	>1000	200		
302.	NMV-HDP-13		62.5	100	25	200	>1000	500	>1000		
303.	NMV-HDP-1		250	200	100	200	100	1000	1000		
304.	NMV-HDP-15		50	100	100	100	250	500	500		
305.	NMV-HDP-16		100	50	125	50	500	1000	1000		

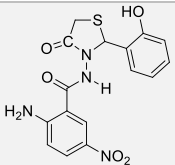
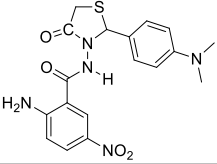
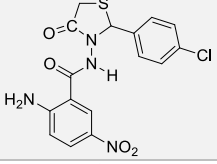
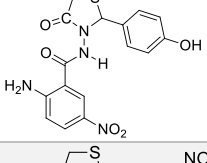
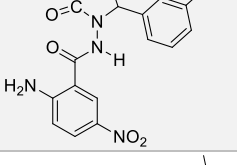
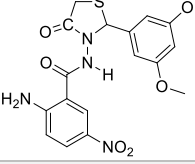
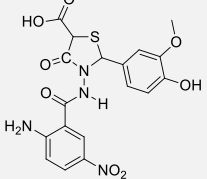
Sr. no.	Comp-Code	Chemical Structure	Anti-Bacterial				Anti-fungal			Anti-TB	Publications
			<i>E. c</i>	<i>P. a</i>	<i>S. a</i>	<i>S. p</i>	<i>C. a</i>	<i>A. n</i>	<i>A. c</i>		
306.	NMV-HDP-17		200	200	100	100	250	500	1000		
307.	APS-HDP-01		250	200	250	200					M.Phil. dissertation 2012
308.	APS-HDP-02		200	250	250	100					
309.	APS-HDP-03		100	125	20	125					
310.	APS-HDP-04		250	100	125	250					
311.	APS-HDP-05		200	200	250	200					
312.	APS-HDP-06		62.5	125	250	125					
313.	APS-HDP-07		100	250	100	200					
314.	APS-HDP-08		250	200	125	100					
315.	APS-HDP-09		250	200	125	100					

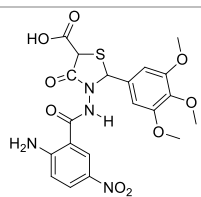
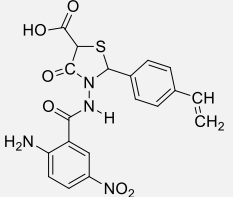
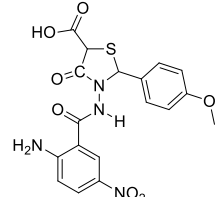
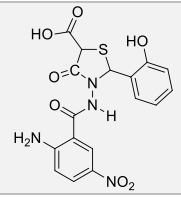
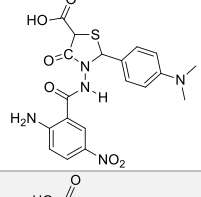
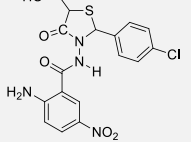
Sr. no.	Comp-Code	Chemical Structure	Anti-Bacterial				Anti-fungal			Anti-TB	Publications
			<i>E. c</i>	<i>P. a</i>	<i>S. a</i>	<i>S. p</i>	<i>C. a</i>	<i>A. n</i>	<i>A. c</i>		
316.	APS-HDP-10		200	250	200	250					
317.			B.m.	E. c.			F. m.		A. s.		
318.	AKB-HDP-01		10	22	-	-	48%	-	44%	-	
319.	AKB-HDP-02		11	25	-	-	45%	-	57%	-	Oriental Journal of Chemistry 2003, 19, 643-646
320.	AKB-HDP-03		14	14	-	-	51%	-	43%	-	
321.	AKB-HDP-04		16	19	-	-	60%	-	45%	-	
322.	AKB-HDP-05		12	18	-	-	46%	-	38%	-	
323.	AKB-HDP-06										
324.											
325.			Anti-Bacterial				Anti-fungal				
326.	HDP-01		S. a.	E.c.	C.a.						journal of heterocyclic chemistry 2002, 11, 233-236.

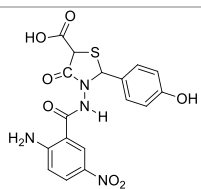
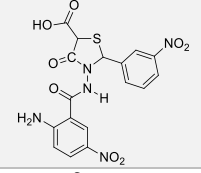
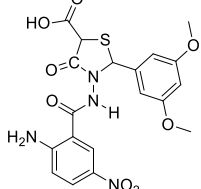
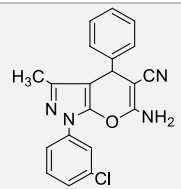
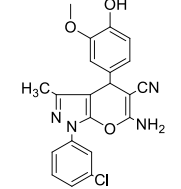
Sr. no.	Comp-Code	Chemical Structure	Anti-Bacterial				Anti-fungal			Anti-TB	Publications
			<i>E. c</i>	<i>P. a</i>	<i>S. a</i>	<i>S. p</i>	<i>C. a</i>	<i>A. n</i>	<i>A. c</i>		
327.	HDP-02		4	6	10	-	-	-	-		
328.	HDP-03		4	6	12	-	-	-	-		
329.	HDP-04		4	4	10	-	-	-	-		
330.	HDP-05		6	4	10	-	-	-	-		
331.	HDP-06		7	7	8	-	-	-	-		
332.	HDP-07		6	10	8	-	-	-	-		
333.	HDP-01		6	9	9	-	-	-	-		

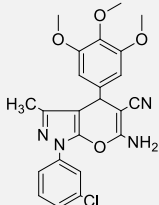
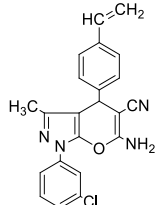
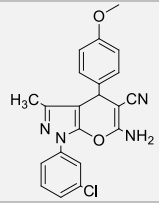
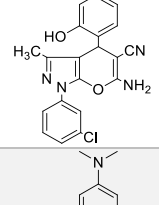
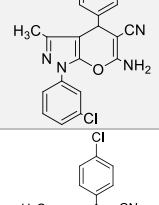
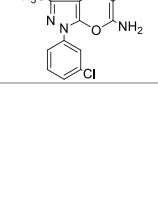
Sr. no.	Comp-Code	Chemical Structure	Anti-Bacterial				Anti-fungal			Anti-TB	Publications
			<i>E. c</i>	<i>P. a</i>	<i>S. a</i>	<i>S. p</i>	<i>C. a</i>	<i>A. n</i>	<i>A. c</i>		
334.	HDP-02		7	9	6		-	-		-	
335.	HDP-03		7	8	6		-	-		-	
336.	HDP-01		4	8	8		-	-		-	
337.	HDP-02		4	6	7		-	-		-	
338.	HDP-03		6	6	6		-	-		-	
339.	HDP-04		5	7	10		-	-		-	



Sr. no.	Comp-Code	Chemical Structure	Anti-Bacterial				Anti-fungal			Anti-TB	Publications
			<i>E. c</i>	<i>P. a</i>	<i>S. a</i>	<i>S. p</i>	<i>C. a</i>	<i>A. n</i>	<i>A. c</i>		
340.	HDP-05		5	8	7	-	-	-	-		
341.	HDP-06		8	8	8	-	-	-	-		
342.	HDP-07		6	8	12	-	-	-	-		
343.	HDP-08		6	8	6	-	-	-	-		
344.	HDP-09		7	7	4	-	-	-	-		
345.	HDP-10		6	9	10	-	-	-	-		
346.	HDP-01		6	7	10	-	-	-	-		

Sr. no.	Comp-Code	Chemical Structure	Anti-Bacterial				Anti-fungal			Anti-TB	Publications
			<i>E. c</i>	<i>P. a</i>	<i>S. a</i>	<i>S. p</i>	<i>C. a</i>	<i>A. n</i>	<i>A. c</i>		
347.	HDP-02		6	10	8		-	-		-	
348.	HDP-03		5	12	6		-	-		-	
349.	HDP-04		6	10	7		-	-		-	
350.	HDP-05		6	11	9		-	-		-	
351.	HDP-06		6	10	8		-	-		-	
352.	HDP-07		10	6	10		-	-		-	

Sr. no.	Comp-Code	Chemical Structure	Anti-Bacterial				Anti-fungal			Anti-TB	Publications
			<i>E. c</i>	<i>P. a</i>	<i>S. a</i>	<i>S. p</i>	<i>C. a</i>	<i>A. n</i>	<i>A. c</i>		
353.	HDP-08		10	5	11		-	-		-	
354.	HDP-09		8	4	10		-	-		-	
355.	HDP-10		7	6	8		-	-		-	
356.							-	-		-	
357.			Anti-Bacterial				Anti-Fungal				
358.	HDP-01		<i>E. c.</i>	<i>S. a.</i>	<i>As.</i>		<i>F. m.</i>				
359.	HDP-02		9	8	42.0		32	-	-	-	

Sr. no.	Comp-Code	Chemical Structure	Anti-Bacterial				Anti-fungal			Anti-TB	Publications
			<i>E. c</i>	<i>P. a</i>	<i>S. a</i>	<i>S. p</i>	<i>C. a</i>	<i>A. n</i>	<i>A. c</i>		
360.	HDP-03		12	11	48		40	-	-	-	
361.	HDP-04		30	12	53.8		36	-	-	-	
362.	HDP-05		11	10	50		44	-	-	-	Oriental Journal of Chemistry 2003, 19, 497-498.
363.	HDP-06		10	9	51.9		36	-	-	-	
364.	HDP-07		12	11	53.0		40	-	-	-	
365.	HDP-08		11	10	48		44	-	-	-	

Sr. no.	Comp-Code	Chemical Structure	Anti-Bacterial				Anti-fungal			Anti-TB	Publications
			<i>E. c</i>	<i>P. a</i>	<i>S. a</i>	<i>S. p</i>	<i>C. a</i>	<i>A. n</i>	<i>A. c</i>		
366.	HDP-09		7	8	50		36	-	-	-	Oriental journal of chemistry 2003, 19, 393-398.
367.	HDP-10		10	9	51.0		48	-	-	-	
368.											
369.			Anti-Bacterial				Anti-fungal				
370.			<i>E. c.</i>	<i>S. a.</i>			<i>F. m.</i>				
371.	HDP-01		18	19	-	-	59.4	-	-	-	
372.	HDP-02		17	20	-	-	59.4	-	-	-	
373.	HDP-03		16	21	-	-	64.8	-	-	-	

Sr. no.	Comp-Code	Chemical Structure	Anti-Bacterial				Anti-fungal			Anti-TB	Publications
			<i>E. c</i>	<i>P. a</i>	<i>S. a</i>	<i>S. p</i>	<i>C. a</i>	<i>A. n</i>	<i>A. c</i>		
374.	HDP-04		20	17	-	-	59.4	-	-	-	
375.	HDP-05		19	21	-	-	48.6	-	-	-	
376.	HDP-06		20	22	-	-	62.1	-	-	-	
377.	HDP-07		17	17	-	-	59.4	-	-	-	
378.	HDP-08		21	22	-	-	48.6	-	-	-	

Sr. no.	Comp-Code	Chemical Structure	Anti-Bacterial				Anti-fungal			Anti-TB	Publications
			<i>E. c</i>	<i>P. a</i>	<i>S. a</i>	<i>S. p</i>	<i>C. a</i>	<i>A. n</i>	<i>A. c</i>		
379.	HDP-09		18	16	-	-	64.8	-	-	-	
380.	HDP-10		17	19	-	-	59.4	-	-	-	
381.	HDP-01		19	21	-	-	64.0	-	-	-	
382.	HDP-02		17	16	-	-	65	-	-	-	
383.	HDP-03		17	18	-	-	69.9	-	-	-	
384.	HDP-04		19	20	-	-	63.9	-	-	-	

Sr. no.	Comp-Code	Chemical Structure	Anti-Bacterial				Anti-fungal			Anti-TB	Publications
			<i>E. c</i>	<i>P. a</i>	<i>S. a</i>	<i>S. p</i>	<i>C. a</i>	<i>A. n</i>	<i>A. c</i>		
385.	HDP-05		21	18	-	-	53.5	-	-	-	
386.	HDP-06		22	17	-	-	67.2	-	-	-	
387.	HDP-07		20	19	-	-	64.1	-	-	-	
388.	HDP-08		21	18	-	-	54.1	-	-	-	
389.	HDP-09		20	22	-	-	70.1	-	-	-	
390.	HDP-10		21	17	-	-	60.0	-	-	-	







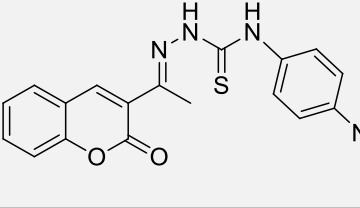
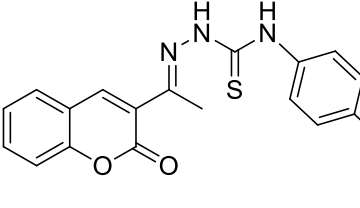
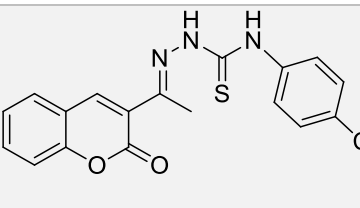
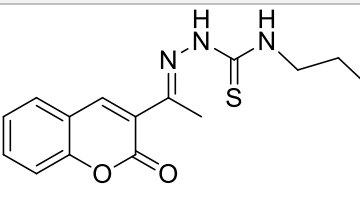
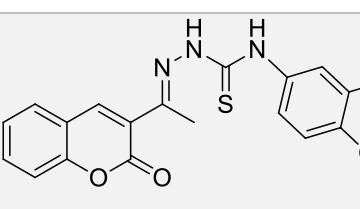




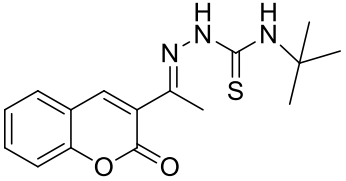
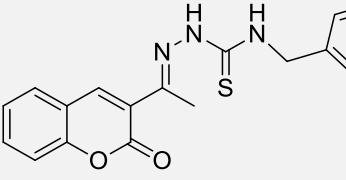
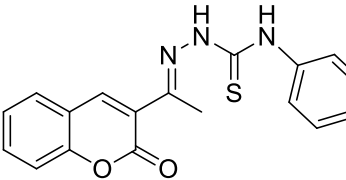
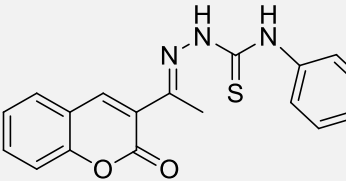
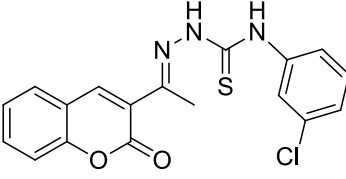


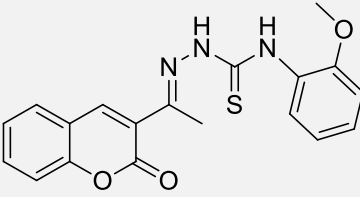
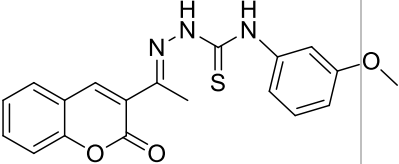
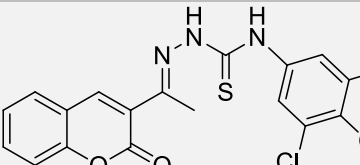
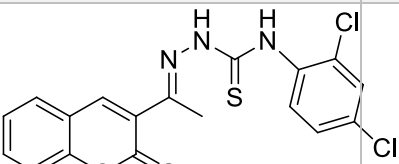
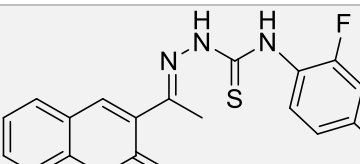


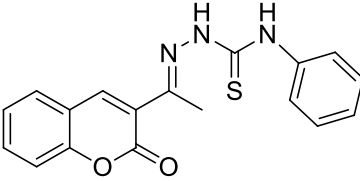
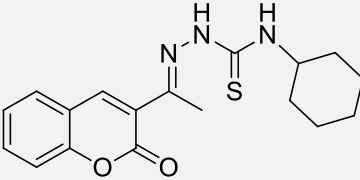
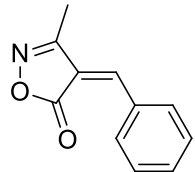
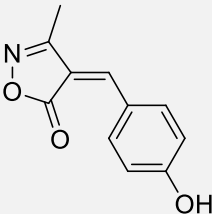
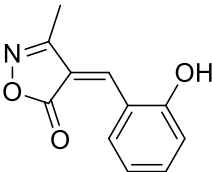
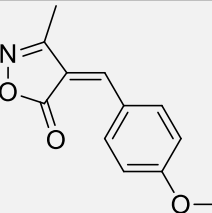


Sr. no.	Comp-Code	Chemical Structure	Anti-Bacterial				Anti-fungal			Anti-TB	Publications
			<i>E. c</i>	<i>P. a</i>	<i>S. a</i>	<i>S. p</i>	<i>C. a</i>	<i>A. n</i>	<i>A. c</i>		
428.	RHV-HDP-31		100	100	250	100		500	1000	1000	
429.	RHV-HDP-32		62.5	200	125	250		250	250	250	
430.	RHV-HDP-33		100	125	250	100		1000	1000	1000	
431.	RHV-HDP-34		200	200	100	100		1000	500	500	Journal of the Association of Arab Universities for Basic and Applied Sciences (2016) xxx, xxx-xxx
432.	RHV-HDP-35		62.5	100	100	250		250	250	250	



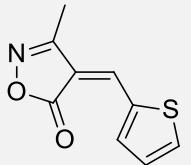
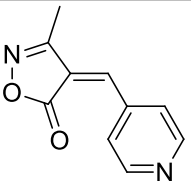
Sr. no.	Comp-Code	Chemical Structure	Anti-Bacterial				Anti-fungal			Anti-TB	Publications
			<i>E. c</i>	<i>P. a</i>	<i>S. a</i>	<i>S. p</i>	<i>C. a</i>	<i>A. n</i>	<i>A. c</i>		
433.	RHV-HDP-36		250	200	200	100		500	500	500	
434.	RHV-HDP-37		100	125	200	100		250	1000	>1000	
435.	RHV-HDP-38		62.5	100	250	250		500	>1000	>1000	
436.	RHV-HDP-39		100	200	250	500		250	1000	1000	
437.	RHV-HDP-40		62.5	100	125	250		250	250	250	

Sr. no.	Comp-Code	Chemical Structure	Anti-Bacterial				Anti-fungal			Anti-TB	Publications
			<i>E. c</i>	<i>P. a</i>	<i>S. a</i>	<i>S. p</i>	<i>C. a</i>	<i>A. n</i>	<i>A. c</i>		
438.	RHV-HDP-41		125	200	250	200		500	250	250	
439.	RHV-HDP-42		200	200	250	250		500	1000	>1000	
440.	RHV-HDP-43		62.5	100	125	100		250	250	250	
441.	RHV-HDP-44		62.5	125	100	100		250	250	250	
442.	RHV-HDP-45		50	100	50	100		100	100	100	

Sr. no.	Comp-Code	Chemical Structure	Anti-Bacterial				Anti-fungal			Anti-TB	Publications
			<i>E. c</i>	<i>P. a</i>	<i>S. a</i>	<i>S. p</i>	<i>C. a</i>	<i>A. n</i>	<i>A. c</i>		
443.	RHV-HDP-45		100	250	500	500		250	1000	>1000	
444.	RHV-HDP-46		100	250	500	500		1000	500	500	
445.	RHV-HDP-47		-	-	-	-	-	-	-	-	
446.	RHV-HDP-48		-	-	-	-	-	-	-	-	
447.	RHV-HDP-49		-	-	-	-	-	-	-	-	
448.	RHV-HDP-50		-	-	-	-	-	-	-	-	Res Chem Intermed, 2016





Sr. no.	Comp-Code	Chemical Structure	Anti-Bacterial				Anti-fungal			Anti-TB	Publications
			<i>E. c</i>	<i>P. a</i>	<i>S. a</i>	<i>S. p</i>	<i>C. a</i>	<i>A. n</i>	<i>A. c</i>		
460.	RHV-HDP-62		-	-	-	-	-	-	-	-	
461.	RHV-HDP-63		-	-	-	-	-	-	-	-	
Abbreviations:- B. m= Bacillus megaterium , E.c= Escherichia coli , F. m= Fussarium moniliforme, A. s= Aspergillus, P. a= Pseudomonas aeruginosa, S.a= Staphylococcus aureus, S. p= Streptococcus pyogenes, C. a= Candida albicans, A. n= Aspergillus niger, A. c= Aspergillus clavatus											